

بِسْمِ اللَّهِ الرَّحْمَنِ الرَّحِيمِ

FUNDAMENTALS OF CLASSICAL ARABIC

VOLUME I:
CONJUGATING REGULAR VERBS
AND DERIVED NOUNS

To the 'Ulamā' of Deoband and the Mashā'ikh of Naqshband

FUNDAMENTALS OF CLASSICAL ARABIC

VOLUME I:
CONJUGATING REGULAR VERBS
AND DERIVED NOUNS

HUSAIN ABDUL SATTAR

FAQIR PUBLICATIONS
CHICAGO

© 2002 FAQIR PUBLICATIONS™.

All rights reserved.

No part of this book may be reproduced, stored, or transmitted in any form by any means, electronic or otherwise, including photocopying, recording, Internet, or by any storage and retrieval system without written permission from FAQIR PUBLICATIONS™.

First Edition

Printed in the United States of America

ISBN: 0-9712761-1-0

Published by:

FAQIR PUBLICATIONS™

P.O. Box 597104

Chicago, Illinois 60659-7104

info@faqirpublications.com

www.faqirpublications.com

CONTENTS

Prologue		7
Lesson 1	<i>Mapping the Arabic Language</i>	9
Lesson 2	<i>Introducing Arabic Words</i>	13
Lesson 3	<i>The Past Tense Verb [الفعل الماضي]</i>	17
Lesson 4	<i>The Present Tense Verb [الفعل المضارع]</i>	23
Lesson 5	<i>The Present Tense Verb in the State of Rafa' [رفع]</i>	29
Lesson 6	<i>The Present Tense Verb in the State of Nasb [نصب]</i>	33
Lesson 7	<i>The Present Tense Verb in the State of Jazm [جزم]</i>	37
Lesson 8	<i>The Emphatic [التأکید]</i>	41
Lesson 9	<i>The Command [الأمر]</i>	43
Lesson 10	<i>The Prohibition [التنهي]</i>	49
Lesson 11	<i>The Active Participle [اسم الفاعل]</i>	53
Lesson 12	<i>The Passive Participle [اسم المفعول]</i>	61
Lesson 13	<i>The Noun of Time and Place [اسم الظرف]</i>	65
Lesson 14	<i>The Noun of Usage [اسم الآلة]</i>	69
Lesson 15	<i>The Superlative Noun [اسم التفضيل]</i>	71
Lesson 16	<i>The Six Types of Verb Form I</i>	75
Appendices		85

Prologue

All praise is due to Allah (ﷻ), Creator of the universe. Peace and blessings be upon His final and noble messenger, Muhammad (ﷺ).

Traditionally students of sacred knowledge began by learning the tenets of Arabic verb conjugation. Each independent lesson was mastered before a teacher allowed students to advance. Once proficient, students then focused on the principles of Arabic grammar.

I was blessed to attend a school of religious learning in Pakistan that still employs traditional methods. My instructors studied under sincere teachers and carried themselves with similar devotion. Furthermore, they led their students, step by step, along a trail softened by fourteen hundred years of scholarship. Although I was able to spend only a few years in the company of such guides, my progress was rapid. Such is the fortune of the debris that manages to land itself on a rapidly flowing, pristine river.

Few Arabic textbooks in English are modeled after traditional Islamic educational methodologies. In this book, I have combined the notes and resources used by my teachers to present an overview of Arabic verb and noun conjugation. *Insha'llah* (God willing), future volumes will address other principles of classical Arabic grammar.

My fear in compiling this work is that I have soiled a pure chain. My teachers sacrificed their lives, wealth, and families to achieve perfection in their respective fields. I was permitted to sit in, and eat from, their vast gardens despite my obvious deficiencies and lack of commitment. This is the mercy of a teacher toward his student. I pray that Allah (ﷻ) overlooks this last link and allows the seeker to benefit from the

devotion of the great scholars of the past. Please pray for me, my teachers, and all those who transmitted this tradition from one generation to the next.

A servant of the scholars

Husain Abdul Sattar

Safar 1423 – April 2002

Lesson One: Mapping the Arabic Language

Figure 1.1 presents a map of the Arabic language. This chart provides an overview of the task at hand and establishes a framework for future learning.

PRINCIPLE ONE

The term *articulation* (لَفْظٌ)¹ refers to all words that are produced by the tongue. *Articulations* (لَفْظٌ) are divided into (1) words that are *meaningful* (مَوْضُوعٌ) and (2) words that are *meaningless* (مُهْمَلٌ). *Meaningful* (مَوْضُوعٌ) articulations have established, understood meanings. For example, the Arabic word *kitab* (كِتَابٌ) means, “a book.” On the other hand, *meaningless* (مُهْمَلٌ) articulations lack established meanings. Consider, for example, the word “Pepsi.” If articulated five hundred years ago, before the advent of this now famous beverage, this word would have had no meaning.

PRINCIPLE TWO

Meaningful (مَوْضُوعٌ) articulations can be further divided into (1) *single* (مُفْرَدٌ) and (2) *compound* (مُرَكَّبٌ). If an articulation is composed of one word, it is called *single* (مُفْرَدٌ); whereas, if it is composed of more than one word, it is called *compound* (مُرَكَّبٌ). For example, the word *kitab* (كِتَابٌ) is *single* (مُفْرَدٌ), while the phrase *rasul-Allah* (رَسُولُ اللَّهِ),² made up of two words, is *compound* (مُرَكَّبٌ).

¹ *Lafad* (لَفْظٌ) is derived from the verbal noun “to throw.” Arabic grammarians use this term to refer to articulations because speech involves “throwing” sounds from the tongue.

² رَسُولُ اللَّهِ means, “Messenger of Allah.”

PRINCIPLE THREE

All *single* (مُفْرَد) words are classified into one of three types:

- 1) *noun* (اسْم)
- 2) *verb* (فِعْل)
- 3) *particle* (حَرْف)

Stated otherwise, every word in the Arabic dictionary fits into one of these three categories.

PRINCIPLE FOUR

Compound (مُرَكَّب) articulations are made up of two or more words. Such combinations are either *beneficial* (مُفِيد) or *non-beneficial* (غَيْرُ مُفِيد). *Beneficial* (مُفِيد) groups of words express a complete idea and join together to form a complete sentence. *Non-beneficial* (غَيْرُ مُفِيد) groups of words express an incomplete idea and join together to form a phrase,³ or an incomplete sentence.

This volume deals with *single* (مُفْرَد) words and emphasizes conjugating verbs and nouns.

³ A *phrase* is defined as two or more words that form a syntactic unit that is less than a complete sentence.

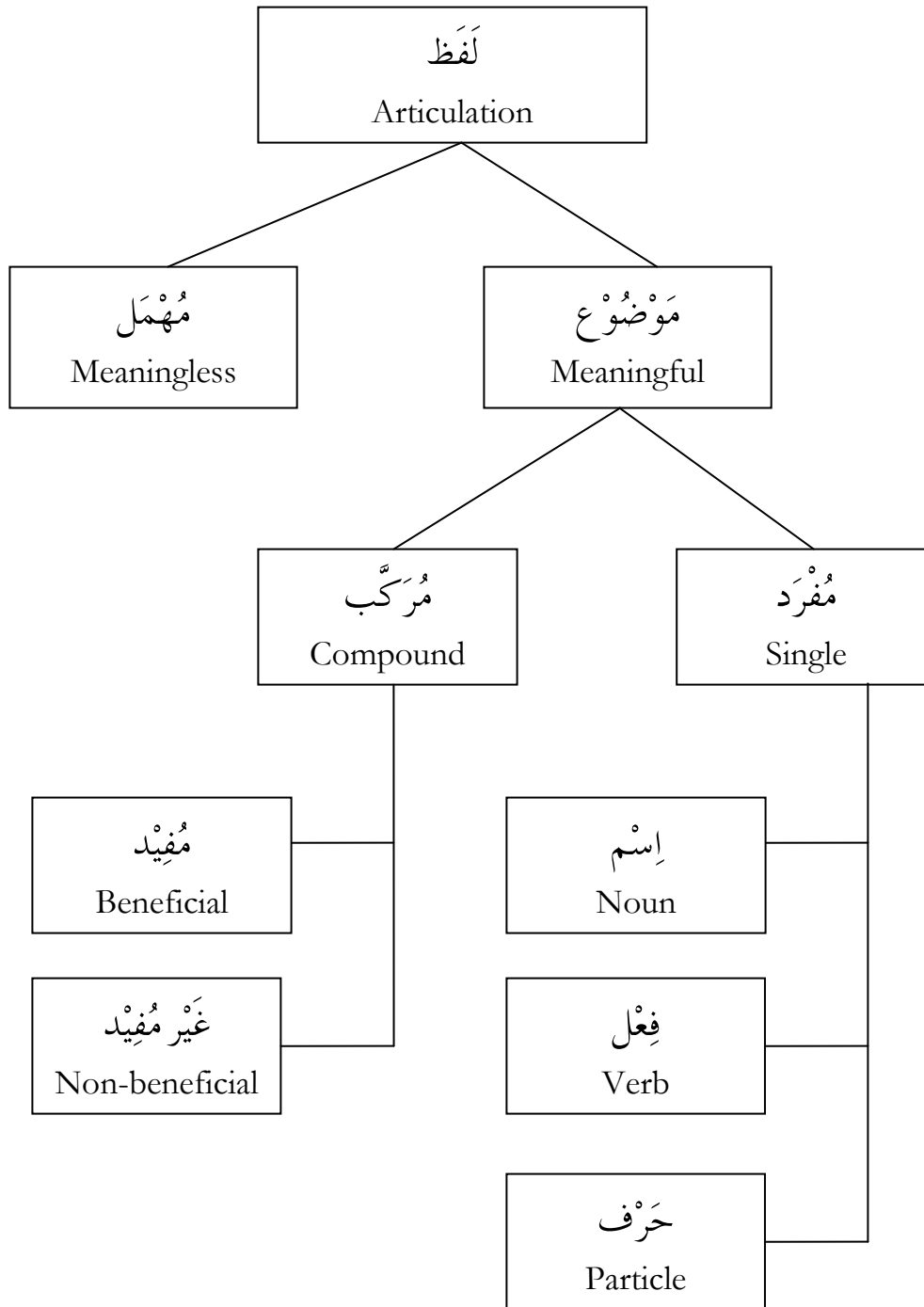


FIGURE 1.1

A MAP OF THE ARABIC LANGUAGE

Lesson Two: Introducing Arabic Words

PRINCIPLE ONE

The Arabic alphabet consists of twenty-nine letters and three short vowels (*figure 2.1*). This text assumes that the reader is familiar with the alphabet and its short vowels.

PRINCIPLE TWO

Most Arabic words are formed from three base letters. These three letters join together to establish a meaning. For example, the base letters **ك-ت-ب** (*read from right to left*) express the meaning of “to write.”

PRINCIPLE THREE

The letters **ل-ع-ف** are used as model base letters.⁴ The first letter is called the “*fā*’ (**ف**) position.” The second is called the “*ain* (**ع**) position.” The third is called the “*lām* (**ل**) position.” The base letters **ل-ع-ف** express the meaning of “to do.”

PRINCIPLE FOUR

Most Arabic nouns and verbs are derived by placing the three base letters on designated patterns. These patterns involve vowelizing⁵ the base letters and often require the addition of non-base letters. Each of these patterns reflects the meaning of the base letters in a unique way. For example, the pattern **فَاعِل** describes a person who enacts the meaning of the base letters.⁶ This pattern involves vowelizing the *fā*’ (**ف**) position

⁴ The letters **ل-ع-ف** are used throughout the text to illustrate verb and noun patterns.

⁵ *Vowelizing* refers to the addition of the short vowels: *dammah*, *fathah*, and *kasrah*.

⁶ The English language also makes use of patterns. Consider, for example, the word “teacher.” Adding the suffix “er” to the verb *teach* produces the word “teacher.” This pattern describes a person who enacts the meaning of the verb (i.e., one who teaches). Similarly, consider additional English words that follow this pattern, such as “builder” (one who builds) and “thinker” (one who thinks).

with a *fathah*, adding an *‘alif*, and vowelizing the *‘ain* (ع) position with a *kasrah*. If the base letters ك-ت-ب (*to write*) replace the *fā’* (ف), *‘ain* (ع), and *lām* (ل) positions in this pattern, the word كَاتِب (*one who writes*) is formed (*figure 2.2*). Similarly, replacing the *fā’* (ف), *‘ain* (ع), and *lām* (ل) positions with the base letters ع-ب-د (*to worship*) forms the word عَابِد (*one who worships*).

THE ARABIC ALPHABET

ج <i>JĪM</i>	ث <i>THĀ'</i>	ت <i>TĀ'</i>	ب <i>BĀ'</i>	ا <i>'ALIF</i>
ر <i>RĀ'</i>	ذ <i>DHĀL</i>	د <i>DĀL</i>	خ <i>KHĀ'</i>	ح <i>HĀ'</i>
ض <i>DHĀD</i>	ص <i>SĀD</i>	ش <i>SHĪN</i>	س <i>SĪN</i>	ز <i>ZĀ'</i>
ف <i>FĀ'</i>	غ <i>GHAIN</i>	ع <i>'AIN</i>	ظ <i>ZHĀ'</i>	ط <i>THĀ'</i>
ن <i>NŪN</i>	م <i>MĪM</i>	ل <i>LĀM</i>	ك <i>KĀF</i>	ق <i>QĀF</i>
	ء <i>HAMZAH</i>	ي <i>YĀ'</i>	و <i>WĀW</i>	ه <i>HĀ'</i>

THE ARABIC SHORT VOWELS

◌َ <i>KASRAH</i>	◌ِ <i>FATHAH</i>	◌ُ <i>DAMMAH</i>
---------------------	---------------------	---------------------

FIGURE 2.1

THE ARABIC ALPHABET AND ITS SHORT VOWELS

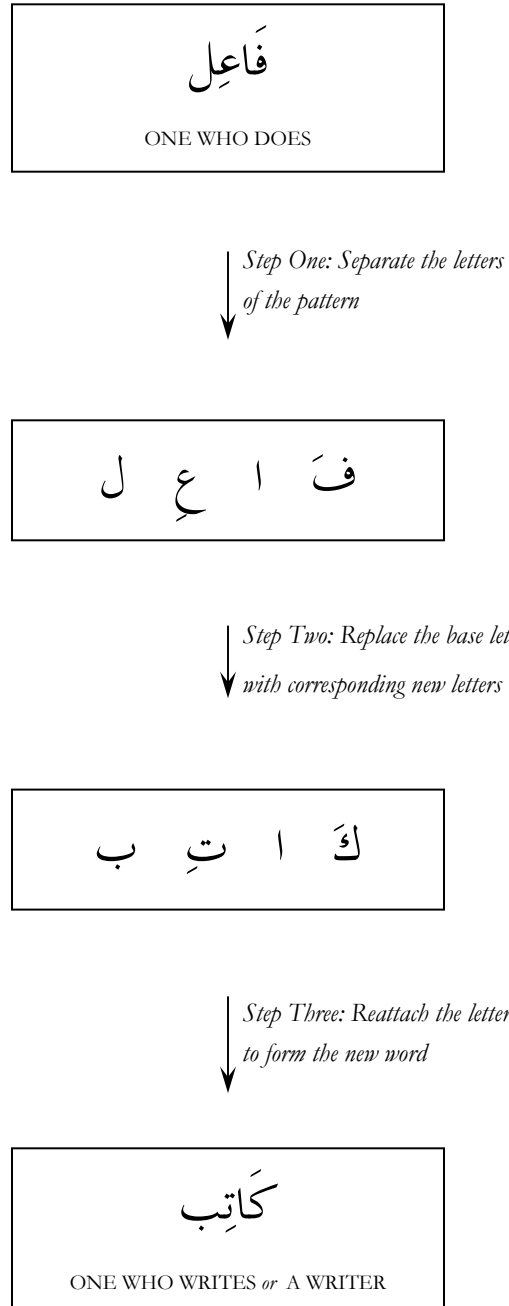


FIGURE 2.2

FORMING WORDS FROM BASE LETTERS

Lesson Three: The Past Tense Verb

[الْفِعْلُ الْمَاضِي]

The *past tense verb* (الْفِعْلُ الْمَاضِي) describes actions or events that have already occurred.

PRINCIPLE ONE

The pattern فَعَلَ (*he did*) is used as a model for the *past tense verb*. In this pattern each of the base letters is voweled with a *fathah*.⁷

PRINCIPLE TWO

Verbs in the English language are conjugated to reflect the subject⁸ of the verb. For example, “he did” and “we did.” Here, the pronouns “he” and “we” indicate the subject. Arabic verbs are conjugated in a similar manner. In particular, the Arabic verb is conjugated to reflect three aspects of its subject:

- 1) person⁹ (first, second, third)
- 2) gender¹⁰ (masculine, feminine)
- 3) plurality¹¹ (singular, dual, plural)

⁷ The pattern فَعَلَ is one of several patterns used for the *past tense verb*. Others are presented in *Lesson Sixteen*.

⁸ The subject denotes the *doer* of the action described by a verb.

⁹ The first person is used to refer to the *speaker*. For example, “I did” or “we did.” The second person is used to refer to the individual *spoken to*. For example, “you did.” The third person is used to refer to the individual *spoken of*. For example, “he did” or “they did.”

¹⁰ The masculine is used to refer to *male beings* or *masculine objects*. For example, “he did” or “it did.” The feminine is used to refer to *female beings* or *feminine objects*. For example, “she did” or “it did.”

¹¹ The singular is used to refer to *an individual*. For example, “he did.” The dual is used to refer to *two individuals*. For example, “both of them did.” The plural is used to refer to *a group*. For example, “they did.”

PRINCIPLE THREE

While English verbs are conjugated by placing a noun or pronoun before the verb, Arabic verbs are conjugated by adding designated letters to the end of the verb. Carefully study the *past tense verb* conjugations (*table 3.1*), noting the changes in person, gender, and plurality.

PRINCIPLE FOUR

English verbs may express either the active or the passive voice. The active voice is used when the subject of the sentence performs the action expressed by the verb. For example, “Zaid wrote a book.” Here, the verb “wrote” is in the active voice because Zaid is indicated as the writer. The passive voice, on the other hand, is used when the subject of the verb is not indicated. For example, “A book was written.” Here, the verb “was written” is in the passive voice because, although a book was written, the writer is not indicated.

Arabic verbs also express either the active or the passive voice. Earlier, *principle one* illustrated *فَعَلَ* as a model for the active voice of the *past tense verb*. The pattern for the passive voice of the *past tense verb* is formed from the active voice by (1) changing the vowel of the first letter to a *dammah* and (2) changing the vowel of the second to last letter to a *kasrah*. Thus *فَعَلَ* (*he did*) becomes *فُعِلَ* (*it was done*).

PRINCIPLE FIVE

Principle two established that verbs in the active voice are conjugated to reflect the *subject* of the verb. When conjugating verbs in the passive voice, each conjugation reflects the person, gender, and plurality of the *object*,¹² and not the *subject*, of the verb. For example, consider the statement *ضُرِبَ* (*he was hit*). Here, the object of the verb is stated (i.e., he), but the subject is not indicated. Therefore, the verb is conjugated to

¹² The object denotes the noun that *receives* the action of a verb.

reflect the object of the verb. As illustrated in *table 3.2*, active and passive voice conjugations use the same endings.

PRINCIPLE SIX

Placing the word “ مَا ” before both the active and passive voice negates the *past tense verb* (*table 3.2*). For example, فَعَلَ (he did) becomes مَا فَعَلَ (he did not do), and فُعِلَ (it was done) becomes مَا فُعِلَ (it was not done).

ESSENTIAL NOTE

The conjugations of the *past tense verb* must be memorized (*table 3.2*) before moving to the next lesson.

TABLE 3.1
CONJUGATING THE *PAST TENSE VERB*

PERSON	GENDER	PLURALITY	BASE		SUFFIX		ACTIVE VOICE
3rd	Masculine	Singular	فعل			⇒	فَعَلَ He/It (S/M) did
3rd	Masculine	Dual	فعل	+	ا	⇒	فَعَلَا They (D/M) did
3rd	Masculine	Plural	فعل	+	وا	⇒	فَعَلُوا ¹³ They (P/M) did
3rd	Feminine	Singular	فعل	+	تْ	⇒	فَعَلَتْ She/It (S/F) did
3rd	Feminine	Dual	فعل	+	تا	⇒	فَعَلْتَا They (D/F) did
3rd	Feminine	Plural	فعل	+	نَ	⇒	فَعَلْنَ They (P/F) did
2nd	Masculine	Singular	فعل	+	تَ	⇒	فَعَلْتَ You (S/M) did
2nd	Masculine	Dual	فعل	+	تُما	⇒	فَعَلْتُمَا You (D/M) did
2nd	Masculine	Plural	فعل	+	تُمْ	⇒	فَعَلْتُمْ You (P/M) did
2nd	Feminine	Singular	فعل	+	تِ	⇒	فَعَلْتِ You (S/F) did
2nd	Feminine	Dual	فعل	+	تُما	⇒	فَعَلْتُمَا You (D/F) did
2nd	Feminine	Plural	فعل	+	تُنَّ	⇒	فَعَلْتُنَّ You (P/F) did
1st	Masculine and Feminine	Singular	فعل	+	تُ	⇒	فَعَلْتُ I did
1st	Masculine and Feminine	Plural	فعل	+	نَا	⇒	فَعَلْنَا We did

M=Masculine

F=Feminine

S=Singular

D=Dual

P=Plural

¹³ The 'alif (ا) at the end of this conjugation is not pronounced.

TABLE 3.2
THE PAST TENSE VERB

PASSIVE VOICE NEGATION	ACTIVE VOICE NEGATION	PASSIVE VOICE	ACTIVE VOICE
مَا فُعِلَ He/It (S/M) was not done	مَا فَعَلَ He/It (S/M) did not do	فُعِلَ He/It (S/M) was done	فَعَلَ He/It (S/M) did
مَا فُعِلُوا They (D/M) were not done	مَا فَعَلُوا They (D/M) did not do	فُعِلُوا They (D/M) were done	فَعَلُوا They (D/M) did
مَا فُعِلُوا They (P/M) were not done	مَا فَعَلُوا They (P/M) did not do	فُعِلُوا They (P/M) were done ¹⁴	فَعَلُوا They (P/M) did
مَا فُعِلَتْ She/It (S/F) was not done	مَا فَعَلَتْ She/It (S/F) did not do	فُعِلَتْ She/It (S/F) was done	فَعَلَتْ She/It (S/F) did
مَا فُعِلَتَا They (D/F) were not done	مَا فَعَلَتَا They (D/F) did not do	فُعِلَتَا They (D/F) were done	فَعَلَتَا They (D/F) did
مَا فُعِلْنَ They (P/F) were not done	مَا فَعَلْنَ They (P/F) did not do	فُعِلْنَ They (P/F) were done	فَعَلْنَ They (P/F) did
مَا فُعِلْتَ You (S/M) were not done	مَا فَعَلْتَ You (S/M) did not do	فُعِلْتَ You (S/M) were done	فَعَلْتَ You (S/M) did
مَا فُعِلْتُمَا You (D/M) were not done	مَا فَعَلْتُمَا You (D/M) did not do	فُعِلْتُمَا You (D/M) were done	فَعَلْتُمَا You (D/M) did
مَا فُعِلْتُمْ You (P/M) were not done	مَا فَعَلْتُمْ You (P/M) did not do	فُعِلْتُمْ You (P/M) were done	فَعَلْتُمْ You (P/M) did
مَا فُعِلْتِ You (S/F) were not done	مَا فَعَلْتِ You (S/F) did not do	فُعِلْتِ You (S/F) were done	فَعَلْتِ You (S/F) did
مَا فُعِلْتُمَا You (D/F) were not done	مَا فَعَلْتُمَا You (D/F) did not do	فُعِلْتُمَا You (D/F) were done	فَعَلْتُمَا You (D/F) did
مَا فُعِلْتِنَّ You (P/F) were not done	مَا فَعَلْتِنَّ You (P/F) did not do	فُعِلْتِنَّ You (P/F) were done	فَعَلْتِنَّ You (P/F) did
مَا فُعِلْتُ I was not done	مَا فَعَلْتُ I did not do	فُعِلْتُ I was done	فَعَلْتُ I did
مَا فُعِلْنَا We were not done	مَا فَعَلْنَا We did not do	فُعِلْنَا We were done	فَعَلْنَا We did

M=Masculine F=Feminine S=Singular D=Dual P=Plural

¹⁴ “They were done,” implies several acts were performed. Recall that the *passive verb* is conjugated to reflect its object.

Lesson Four: The Present Tense Verb

[الْفِعْلُ الْمُضَارِعُ]

The *present tense verb* (الْفِعْلُ الْمُضَارِعُ) describes actions or events that are ongoing.¹⁵ *Present tense verbs* are conjugated using prefixes and suffixes.

PRINCIPLE ONE

The pattern يَفْعَلُ (*he does*) is used as a model for the *active voice* of the *present tense verb*. Depending on the particular conjugation, one of four letters (*yā'*, *tā'*, *nūn*, or *hamzāh*) is always prefixed to the three base letters (*table 4.1*).

PRINCIPLE TWO

The *active voice* of the *present tense verb* is conjugated by adding designated letters to the end of the verb. Like the *past tense*, these conjugations reflect three aspects of the verb's subject: person, gender, and plurality. Carefully study *table 4.1*, noting the differences between the various conjugations.

PRINCIPLE THREE

The *present tense verb* may express either the *active* or the *passive voice*. The pattern for the *passive voice* of the *present tense verb* is formed from the *active voice* by (1) changing the vowel of the first letter to a *dammah* and (2) changing the vowel of the second to last letter to a *fathah*.¹⁶ Thus يَفْعَلُ (*he does*) becomes يُفْعَلُ (*it is being done*).

¹⁵ The *present tense verb* includes both the continuous present tense (e.g., he is doing) and the habitual present tense (e.g., he does).

¹⁶ This second step is only necessary if the *active voice* of the *present tense verb* has a *dammah* or a *kasrah* on its second to last letter. Such patterns are covered in *Lesson Sixteen*.

PRINCIPLE FOUR

The designated suffixes used for the active voice of the *present tense verb* are also used for the passive voice. However, the conjugations of the passive voice reflect the person, gender, and plurality of the *object*, and not the *subject*, of the verb. *Table 4.2* illustrates both active and passive conjugations of the *present tense verb*.

PRINCIPLE FIVE

Placing the word “ لا ” before both the active and the passive voice conjugations negates the *present tense verb* (*table 4.2*). For example, *يَفْعَلُ* (*he does*) becomes *لَا يَفْعَلُ* (*he does not do*), and *يُفْعَلُ* (*it is being done*) becomes *لَا يُفْعَلُ* (*it is not being done*).

PRINCIPLE SIX

The *present tense verb* may also describe a future event or action.¹⁷ For example, *يَفْعَلُ* may be translated as, “he will do.” Placing either the letter “ س ” or the word “ سَوْفَ ” before active and passive voice conjugations of the *present tense verb* explicitly indicates future meaning (*table 4.3*). For example, *سَيَفْعَلُ* and *سَوْفَ يَفْعَلُ* are both translated as, “he will do.”

ESSENTIAL NOTE

The conjugations of the *present tense verb* must be memorized (*table 4.2*) before moving to the next lesson.

¹⁷ Throughout this book, *الْفِعْلُ الْمُضَارِعُ* has been translated as “the *present tense verb*.” More accurately, however, this Arabic term refers to the *imperfect* tense. *Imperfect* implies that the actions referred to are not yet complete. Thus, it includes both the present tense, “he does,” and the future tense, “he will do.”

TABLE 4.1
CONJUGATING THE PRESENT TENSE VERB

PERSON GENDER & PLURALITY			SUFFIX		BASE		PREFIX		ACTIVE VOICE
3rd	Masculine	Singular			فعل	+	ي	⇒	يَفْعَلُ He/It (S/M) does
3rd	Masculine	Dual	انِ	+	فعل	+	ي	⇒	يَفْعَلَانِ They (D/M) do
3rd	Masculine	Plural	وْنَ	+	فعل	+	ي	⇒	يَفْعَلُونَ They (P/M) do
3rd	Feminine	Singular			فعل	+	ت	⇒	تَفْعَلُ She/It (S/F) does
3rd	Feminine	Dual	انِ	+	فعل	+	ت	⇒	تَفْعَلَانِ They (D/F) do
3rd	Feminine	Plural	نَ	+	فعل	+	ي	⇒	يَفْعَلْنَ They (P/F) do
2nd	Masculine	Singular			فعل	+	ت	⇒	تَفْعَلُ You (S/M) do
2nd	Masculine	Dual	انِ	+	فعل	+	ت	⇒	تَفْعَلَانِ You (D/M) do
2nd	Masculine	Plural	وْنَ	+	فعل	+	ت	⇒	تَفْعَلُونَ You (P/M) do
2nd	Feminine	Singular	يْنَ	+	فعل	+	ت	⇒	تَفْعَلِينَ You (S/F) do
2nd	Feminine	Dual	انِ	+	فعل	+	ت	⇒	تَفْعَلَانِ You (D/F) do
2nd	Feminine	Plural	نَ	+	فعل	+	ت	⇒	تَفْعَلْنَ You (P/F) do
1st	Masculine and Feminine	Singular			فعل	+	أ	⇒	أَفْعَلُ I do
1st	Masculine and Feminine	Plural			فعل	+	ن	⇒	نَفْعَلُ We do

M=Masculine

F=Feminine

S=Singular

D=Dual

P=Plural

TABLE 4.2

THE PRESENT TENSE VERB

PASSIVE VOICE NEGATION	ACTIVE VOICE NEGATION	PASSIVE VOICE	ACTIVE VOICE
لا يُفَعَّلُ He/It (S/M) is not being done	لا يَفْعَلُ He/It (S/M) does not do	يُفَعَّلُ He/It (S/M) is being done	يَفْعَلُ He/It (S/M) does
لا يُفَعَّلَانِ They (D/M) are not being done	لا يَفْعَلَانِ They (D/M) do not do	يُفَعَّلَانِ They (D/M) are being done	يَفْعَلَانِ They (D/M) do
لا يُفَعَّلُونَ They (P/M) are not being done	لا يَفْعَلُونَ They (P/M) do not do	يُفَعَّلُونَ They (P/M) are being done	يَفْعَلُونَ They (P/M) do
لا تُفَعَّلُ She/It (S/F) is not being done	لا تَفْعَلُ She/It (S/F) does not do	تُفَعَّلُ She/It (S/F) is being done	تَفْعَلُ She/It (S/F) does
لا تُفَعَّلَانِ They (D/F) are not being done	لا تَفْعَلَانِ They (D/F) do not do	تُفَعَّلَانِ They (D/F) are being done	تَفْعَلَانِ They (D/F) do
لا يُفَعَّلْنَ They (P/F) are not being done	لا يَفْعَلْنَ They (P/F) do not do	يُفَعَّلْنَ They (P/F) are being done	يَفْعَلْنَ They (P/F) do
لا تُفَعَّلُ You (S/M) are not being done	لا تَفْعَلُ You (S/M) do not do	تُفَعَّلُ You (S/M) are being done	تَفْعَلُ You (S/M) do
لا تُفَعَّلَانِ You (D/M) are not being done	لا تَفْعَلَانِ You (D/M) do not do	تُفَعَّلَانِ You (D/M) are being done	تَفْعَلَانِ You (D/M) do
لا تُفَعَّلُونَ You (P/M) are not being done	لا تَفْعَلُونَ You (P/M) do not do	تُفَعَّلُونَ You (P/M) are being done	تَفْعَلُونَ You (P/M) do
لا تُفَعَّلِينَ You (S/F) are not being done	لا تَفْعَلِينَ You (S/F) do not do	تُفَعَّلِينَ You (S/F) are being done	تَفْعَلِينَ You (S/F) do
لا تُفَعَّلَانِ You (D/F) are not being done	لا تَفْعَلَانِ You (D/F) do not do	تُفَعَّلَانِ You (D/F) are being done	تَفْعَلَانِ You (D/F) do
لا تُفَعَّلْنَ You (P/F) are not being done	لا تَفْعَلْنَ You (P/F) do not do	تُفَعَّلْنَ You (P/F) are being done	تَفْعَلْنَ You (P/F) do
لا أَفْعَلُ I am not being done	لا أَفْعَلُ I do not do	أَفْعَلُ I am being done	أَفْعَلُ I do
لا نُفَعَّلُ We are not being done	لا نَفْعَلُ We do not do	نُفَعَّلُ We are being done	نَفْعَلُ We do

M=Masculine

F=Feminine

S=Singular

D=Dual

P=Plural

TABLE 4.3
THE FUTURE TENSE

PASSIVE VOICE FUTURE	ACTIVE VOICE FUTURE	PASSIVE VOICE FUTURE	ACTIVE VOICE FUTURE
سَوْفَ يُفَعَّلُ He/It (S/M) will be done	سَوْفَ يَفْعَلُ He/It (S/M) will do	سَيُفَعَّلُ He/It (S/M) will be done	سَيَفْعَلُ He/It (S/M) will do
سَوْفَ يُفَعَّلَانِ They (D/M) will be done	سَوْفَ يَفْعَلَانِ They (D/M) will do	سَيُفَعَّلَانِ They (D/M) will be done	سَيَفْعَلَانِ They (D/M) will do
سَوْفَ يُفَعَّلُونَ They (P/M) will be done	سَوْفَ يَفْعَلُونَ They (P/M) will do	سَيُفَعَّلُونَ They (P/M) will be done	سَيَفْعَلُونَ They (P/M) will do
سَوْفَ تُفَعَّلُ She/It (S/F) will be done	سَوْفَ تَفْعَلُ She/It (S/F) will do	سَتُفَعَّلُ She/It (S/F) will be done	سَتَفْعَلُ She/It (S/F) will do
سَوْفَ تُفَعَّلَانِ They (D/F) will be done	سَوْفَ تَفْعَلَانِ They (D/F) will do	سَتُفَعَّلَانِ They (D/F) will be done	سَتَفْعَلَانِ They (D/F) will do
سَوْفَ يُفَعَّلْنَ They (P/F) will be done	سَوْفَ يَفْعَلْنَ They (P/F) will do	سَيُفَعَّلْنَ They (P/F) will be done	سَيَفْعَلْنَ They (P/F) will do
سَوْفَ تُفَعَّلُ You (S/M) will be done	سَوْفَ تَفْعَلُ You (S/M) will do	سَتُفَعَّلُ You (S/M) will be done	سَتَفْعَلُ You (S/M) will do
سَوْفَ تُفَعَّلَانِ You (D/M) will be done	سَوْفَ تَفْعَلَانِ You (D/M) will do	سَتُفَعَّلَانِ You (D/M) will be done	سَتَفْعَلَانِ You (D/M) will do
سَوْفَ تُفَعَّلُونَ You (P/M) will be done	سَوْفَ تَفْعَلُونَ You (P/M) will do	سَتُفَعَّلُونَ You (P/M) will be done	سَتَفْعَلُونَ You (P/M) will do
سَوْفَ تُفَعَّلِينَ You (S/F) will be done	سَوْفَ تَفْعَلِينَ You (S/F) will do	سَتُفَعَّلِينَ You (S/F) will be done	سَتَفْعَلِينَ You (S/F) will do
سَوْفَ تُفَعَّلَانِ You (D/F) will be done	سَوْفَ تَفْعَلَانِ You (D/F) will do	سَتُفَعَّلَانِ You (D/F) will be done	سَتَفْعَلَانِ You (D/F) will do
سَوْفَ تُفَعَّلْنَ You (P/F) will be done	سَوْفَ تَفْعَلْنَ You (P/F) will do	سَتُفَعَّلْنَ You (P/F) will be done	سَتَفْعَلْنَ You (P/F) will do
سَوْفَ أَفْعَلُ I will be done	سَوْفَ أَفْعَلُ I will do	سَأُفَعَّلُ I will be done	سَأَفْعَلُ I will do
سَوْفَ نُفَعَّلُ We will be done	سَوْفَ نَفْعَلُ We will do	سَنُفَعَّلُ We will be done	سَنَفْعَلُ We will do

M=Masculine

F=Feminine

S=Singular

D=Dual

P=Plural

Lesson Five: The Present Tense Verb in the State of Rafa' [رَفْع]

INTRODUCING GRAMMATICAL STATES

Like people, Arabic words experience states. Human emotional states occur as a result of our daily interactions and are indicated by our facial expressions. For example, meeting a friend makes us happy, which is then expressed on our faces by smiling.

Arabic words behave in a similar manner. In a sentence they interact with surrounding words and, as a result, experience *grammatical states*. These *grammatical states* are then expressed on the end of the word. Just as a person's face indicates his emotional state, the last letter of a word reveals its *grammatical state*. While people experience many emotional states, Arabic words experience only four *grammatical states*:

- 1) *rafa'* (رَفْع)
- 2) *nasb* (نَصْب)
- 3) *jarr* (جَرّ)
- 4) *jazm* (جَزْم)

PRINCIPLE ONE

Of the four *grammatical states*, Arabic *verbs* only experience three¹⁸:

- 1) *rafa'* (رَفْع)
- 2) *nasb* (نَصْب)
- 3) *jazm* (جَزْم)

¹⁸ The fourth state, *jarr* (جَرّ), is experienced only by nouns.

PRINCIPLE TWO

All *present tense verbs*, active and passive voice, are in the *state of rafa'* (رَفْع). Conjugations of the *present tense verb* end with either (1) a *dammah* (ُ) on the last letter or (2) a *nūn* (ن) as the final letter (table 4.2). Both of these endings are signs of the *grammatical state of rafa'* (رَفْع).

PRINCIPLE THREE

When considering the *grammatical states* of words in general, and verbs in particular, three questions must be asked.

- 1) What is the *grammatical state* of the word?
- 2) What *caused* it to enter this *grammatical state*?
- 3) How does it *reflect* its *grammatical state*?

Asking these three questions helps illustrate the principles of this lesson. Consider for example, *يَفْعَلُ* (*he does*):

1. What is the *grammatical state* of the verb?

The verb *يَفْعَلُ* is in the *state of rafa'* (رَفْع).

2. What *caused* it to enter this *grammatical state*?

Rafa' (رَفْع) is the *default state* of *present tense verbs*.

3. How does it *reflect* its *grammatical state*?

The *state of rafa'* (رَفْع) is *reflected* by the *dammah* (ُ) on the last letter of *يَفْعَلُ*.

As a second example, consider the verb تَفْعَلُونَ (you [masculine, plural] do):

1. What is the *grammatical state* of the verb?

The verb تَفْعَلُونَ is in the *state* of *rafa'* (رَفْع).

2. What *caused* it to enter this *grammatical state*?

Rafa' (رَفْع) is the *default state* of *present tense verbs*.

3. How does it *reflect* its *grammatical state*?

The *state* of *rafa'* (رَفْع) is *reflected* by the *nūn*

(ن) at the end of تَفْعَلُونَ.

PRINCIPLE FOUR

As an exception to the principles of this lesson, a subset of Arabic words never enter *states*. These are called *stateless* (مَبْنِي) and are similar to a stoic person who is indifferent to emotional situations. Just as such a person does not experience emotion, *stateless* (مَبْنِي) words do not enter *grammatical states*.

PRINCIPLE FIVE

By definition, two conjugations of the *present tense verb* are *stateless* (مَبْنِي). They are the third person feminine plural (يَفْعَلْنَ) and the second person feminine plural (تَفْعَلْنَ). The final *nūn* on each of these conjugations is not a reflection of *grammatical state*; instead, it indicates the subject of the verb (i.e., a group of women). The importance of recognizing these two conjugations as *stateless* (مَبْنِي) will become apparent in the next lesson where changes in *grammatical states* are discussed.

PRINCIPLE SIX

All *past tense verbs* (lesson three) are also classified as *stateless* (مَبْنِي).

Lesson Six: The Present Tense Verb in the State of Nasb [نَصْب]

PRINCIPLE ONE

Certain words when placed before a verb alter its meaning. These are called *particles*. For example, the particle “ مَا ” negates the *past tense verb*, and the particle “ لَا ” negates the *present tense verb* (*lessons three and four*).

PRINCIPLE TWO

Particles that change the meaning of a verb often affect its *grammatical state* as well. The following four particles, when placed before the *present tense verb*, cause it to enter the *state of nasb* (نَصْب)¹⁹:

- 1) أَنْ
- 2) لَنْ
- 3) كَيْ
- 4) إِذَنْ

PRINCIPLE THREE

Changes in *grammatical state* are reflected at the end of a word by either (1) changes in vowelings or (2) changes in lettering. If the *present tense verb* ends with a *dammah* (ُ) in the *state of rafa'* (رَفْع), the *dammah* is changed to a *fathah* (َ) to reflect the *state of nasb* (نَصْب). If the verb ends in a *nūn* (ن) in the *state of rafa'* (رَفْع), the *nūn* is dropped to reflect the *state of nasb* (نَصْب) [*table 6.1*].

¹⁹ These particles do not have independent meaning. When placed before the *present tense verb*, they act to alter its meaning. Refer to higher-level books of Arabic grammar for a discussion of how each of these particles changes the meaning of a verb.

PRINCIPLE FOUR

The two *stateless* (مَبْنِي) conjugations of the *present tense verb* (i.e., the second and third person feminine plurals) never enter *states* (*lesson five, principle five*). The four particles that cause the *state* of *nasb* (نَصْب) do not alter these two conjugations, and the final *nūn* on each of these conjugations does not drop from the end of the verb (*table 6.1*).

PRINCIPLE FIVE

The particle كُنْ is used as a model to illustrate the *state* of *nasb* (نَصْب). This particle changes the verb from its default *state* of *rafa'* (رَفْع) to the *state* of *nasb* (نَصْب). Furthermore, it alters the meaning of the verb by (1) limiting the present tense to the future tense and (2) negating it. Thus يَفْعَلُ (*he does*) becomes كُنْ يَفْعَلُ (*he will never do*).

ESSENTIAL NOTE

The conjugations of the *present tense verb* in the *state* of *nasb* (نَصْب) must be memorized (*table 6.2*) before moving to the next lesson.

TABLE 6.1
EXPRESSING THE *STATE OF NASB*

VERB IN ORIGINAL <i>RAFA'</i>	SIGN OF <i>RAFA'</i>		PARTICLE CAUSING <i>NASB</i>	MEANS OF SHOWING <i>NASB</i>		ACTIVE VOICE IN <i>NASB</i>
يَفْعَلُ He/It (S/M) does	Final <i>dammah</i>	+	لَنْ	Change final <i>dammah</i> to <i>fatbah</i>	⇒	لَنْ يَفْعَلَ He/It (S/M) will never do
يَفْعَلَانِ They (D/M) do	Final <i>nūn</i>	+	لَنْ	Drop final <i>nūn</i>	⇒	لَنْ يَفْعَلَا They (D/M) will never do
يَفْعَلُونَ They (P/M) do	Final <i>nūn</i>	+	لَنْ	Drop final <i>nūn</i>	⇒	لَنْ يَفْعَلُوا They (P/M) will never do
تَفْعَلُ She/It (S/F) does	Final <i>dammah</i>	+	لَنْ	Change final <i>dammah</i> to <i>fatbah</i>	⇒	لَنْ تَفْعَلَ She/It (S/F) will never do
تَفْعَلَانِ They (D/F) do	Final <i>nūn</i>	+	لَنْ	Drop final <i>nūn</i>	⇒	لَنْ تَفْعَلَا They (D/F) will never do
يَفْعَلْنَ They (P/F) do	Stateless (مَبْنِي)	+	لَنْ	No change	⇒	لَنْ يَفْعَلْنَ They (P/F) will never do
تَفْعَلُ You (S/M) do	Final <i>dammah</i>	+	لَنْ	Change final <i>dammah</i> to <i>fatbah</i>	⇒	لَنْ تَفْعَلَ You (S/M) will never do
تَفْعَلَانِ You (D/M) do	Final <i>nūn</i>	+	لَنْ	Drop final <i>nūn</i>	⇒	لَنْ تَفْعَلَا You (D/M) will never do
تَفْعَلُونَ You (P/M) do	Final <i>nūn</i>	+	لَنْ	Drop final <i>nūn</i>	⇒	لَنْ تَفْعَلُوا You (P/M) will never do
تَفْعَلِينَ You (S/F) do	Final <i>nūn</i>	+	لَنْ	Drop final <i>nūn</i>	⇒	لَنْ تَفْعَلِي You (S/F) will never do
تَفْعَلَانِ You (D/F) do	Final <i>nūn</i>	+	لَنْ	Drop final <i>nūn</i>	⇒	لَنْ تَفْعَلَا You (D/F) will never do
تَفْعَلْنَ You (P/F) do	Stateless (مَبْنِي)	+	لَنْ	No change	⇒	لَنْ تَفْعَلْنَ You (P/F) will never do
أَفْعَلُ I do	Final <i>dammah</i>	+	لَنْ	Change final <i>dammah</i> to <i>fatbah</i>	⇒	لَنْ أَفْعَلَ I will never do
نَفْعَلُ We do	Final <i>dammah</i>	+	لَنْ	Change final <i>dammah</i> to <i>fatbah</i>	⇒	لَنْ نَفْعَلَ We will never do

TABLE 6.2

THE PRESENT TENSE VERB IN THE STATE OF *NASB*

PASSIVE VOICE IN <i>NASB</i>	ACTIVE VOICE IN <i>NASB</i>
لَنْ يُفْعَلَ He/It (S/M) will never be done	لَنْ يَفْعَلَ He/It (S/M) will never do
لَنْ يُفْعَلَا They (D/M) will never be done	لَنْ يَفْعَلَا They (D/M) will never do
لَنْ يُفْعَلُوا They (P/M) will never be done	لَنْ يَفْعَلُوا They (P/M) will never do
لَنْ تُفْعَلَ She/It (S/F) will never be done	لَنْ تَفْعَلَ She/It (S/F) will never do
لَنْ تُفْعَلَا They (D/F) will never be done	لَنْ تَفْعَلَا They (D/F) will never do
لَنْ يُفْعَلَنَّ They (P/F) will never be done	لَنْ يَفْعَلَنَّ They (P/F) will never do
لَنْ تُفْعَلَ You (S/M) will never be done	لَنْ تَفْعَلَ You (S/M) will never do
لَنْ تُفْعَلَا You (D/M) will never be done	لَنْ تَفْعَلَا You (D/M) will never do
لَنْ تُفْعَلُوا You (P/M) will never be done	لَنْ تَفْعَلُوا You (P/M) will never do
لَنْ تُفْعَلِي You (S/F) will never be done	لَنْ تَفْعَلِي You (S/F) will never do
لَنْ تُفْعَلَا You (D/F) will never be done	لَنْ تَفْعَلَا You (D/F) will never do
لَنْ تُفْعَلَنَّ You (P/F) will never be done	لَنْ تَفْعَلَنَّ You (P/F) will never do
لَنْ أُفْعَلَ I will never be done	لَنْ أَفْعَلَ I will never do
لَنْ نُفْعَلَ We will never be done	لَنْ نَفْعَلَ We will never do

M=Masculine

F=Feminine

S=Singular

D=Dual

P=Plural

Lesson Seven: The Present Tense Verb in the State of Jazm [جَزْم]

PRINCIPLE ONE

The following five particles, when placed before the *present tense verb*, cause it to enter the *state of jazm* (جَزْم)²⁰:

- 1) اِنْ
- 2) لَمْ
- 3) لَمَّا
- 4) ل²¹
- 5) لَا²²

PRINCIPLE TWO

Recall that changes in *grammatical state* are reflected at the end of a word by either (1) changes in vowelizing or (2) changes in lettering. If the *present tense verb* ends with a *dammah* (ُ) in the *state of rafa'* (رَفْع), the *dammah* is changed to a *sukūn* (ْ) to reflect the *state of jazm* (جَزْم). If the verb ends in a *nūn* (ن) in the *state of rafa'* (رَفْع), the *nūn* (ن) is dropped to reflect the *state of jazm* (جَزْم) [table 7.1].

PRINCIPLE THREE

The two *stateless* (مَبْنِي) conjugations of the *present tense verb* (i.e., the second and third person feminine plurals) never enter *states* (lesson five,

²⁰ These particles do not have independent meaning. When placed before the *present tense verb*, they act to alter its meaning. Refer to higher-level books of Arabic grammar for a discussion of how each of these particles changes the meaning of a verb.

²¹ This particle is called, “*lām al-amr*” (the *lām of command*).

²² This particle is called, “*lām al-nahy*” (the *lām of prohibition*). It differs in meaning from the لَ used to negate the *present tense verb*, which is called “*lām al-nafy*” (the *lām of negation*).

principle five). The five particles that cause the *state* of *jazm* (جَزْمٌ) do not alter these two conjugations, and the final *nūn* on each of these conjugations does not drop from the end of the verb (*table 7.1*).

PRINCIPLE FOUR

The particle لَمْ is used as a model to illustrate the *state* of *jazm* (جَزْمٌ). This particle changes the verb from its default *state* of *rafa'* (رَفْعٌ) to the *state* of *jazm* (جَزْمٌ). Furthermore, it alters the meaning of the verb by (1) changing the present tense to the past tense and (2) negating it. Thus يُفَعِّلُ (*he does*) becomes لَمْ يَفْعَلْ (*he did not do*).

ESSENTIAL NOTE

The conjugations of the *present tense verb* in the *state* of *jazm* (جَزْمٌ) must be memorized (*table 7.2*) before moving to the next lesson.

TABLE 7.1
EXPRESSING THE STATE OF JAZM

VERB IN ORIGINAL RAFA'	SIGN OF RAFA'		PARTICLE CAUSING JAZM	MEANS OF SHOWING JAZM		ACTIVE VOICE IN JAZM
يَفْعَلُ He/It (S/M) does	Final dammah	+	نَمَ	Change final dammah to sukūn	⇒	لَمْ يَفْعَلْ He/It (S/M) did not do
يَفْعَلَانِ They (D/M) do	Final nūn	+	نَمَ	Drop final nūn	⇒	لَمْ يَفْعَلَا They (D/M) did not do
يَفْعَلُونَ They (P/M) do	Final nūn	+	نَمَ	Drop final nūn	⇒	لَمْ يَفْعَلُوا They (P/M) did not do
تَفْعَلُ She/It (S/F) does	Final dammah	+	نَمَ	Change final dammah to sukūn	⇒	لَمْ تَفْعَلْ She/It (S/F) did not do
تَفْعَلَانِ They (D/F) do	Final nūn	+	نَمَ	Drop final nūn	⇒	لَمْ تَفْعَلَا They (D/F) did not do
يَفْعَلْنَ They (P/F) do	Stateless (مَبْنِي)	+	نَمَ	No change	⇒	لَمْ يَفْعَلْنَ They (P/F) did not do
تَفْعَلُ You (S/M) do	Final dammah	+	نَمَ	Change final dammah to sukūn	⇒	لَمْ تَفْعَلْ You (S/M) did not do
تَفْعَلَانِ You (D/M) do	Final nūn	+	نَمَ	Drop final nūn	⇒	لَمْ تَفْعَلَا You (D/M) did not do
تَفْعَلُونَ You (P/M) do	Final nūn	+	نَمَ	Drop final nūn	⇒	لَمْ تَفْعَلُوا You (P/M) did not do
تَفْعَلِينَ You (S/F) do	Final nūn	+	نَمَ	Drop final nūn	⇒	لَمْ تَفْعَلِي You (S/F) did not do
تَفْعَلَانِ You (D/F) do	Final nūn	+	نَمَ	Drop final nūn	⇒	لَمْ تَفْعَلَا You (D/F) did not do
تَفْعَلْنَ You (P/F) do	Stateless (مَبْنِي)	+	نَمَ	No change	⇒	لَمْ تَفْعَلْنَ You (P/F) did not do
أَفْعَلُ I do	Final dammah	+	نَمَ	Change final dammah to sukūn	⇒	لَمْ أَفْعَلْ I did not do
نَفْعَلُ We do	Final dammah	+	نَمَ	Change final dammah to sukūn	⇒	لَمْ نَفْعَلْ We did not do

TABLE 7.2

THE PRESENT TENSE VERB IN THE STATE OF JAZM

PASSIVE VOICE IN <i>JAZM</i>	ACTIVE VOICE IN <i>JAZM</i>
لَمْ يُفْعَلْ He/It (S/M) was not done	لَمْ يَفْعَلْ He/It (S/M) did not do
لَمْ يُفْعَلَا They (D/M) were not done	لَمْ يَفْعَلَا They (D/M) did not do
لَمْ يُفْعَلُوا They (P/M) were not done	لَمْ يَفْعَلُوا They (P/M) did not do
لَمْ تُفْعَلْ She/It (S/F) was not done	لَمْ تَفْعَلْ She/It (S/F) did not do
لَمْ تُفْعَلَا They (D/F) were not done	لَمْ تَفْعَلَا They (D/F) did not do
لَمْ فُفْعِلْنَ They (P/F) were not done	لَمْ يَفْعِلْنَ They (P/F) did not do
لَمْ تُفْعَلْ You (S/M) were not done	لَمْ تَفْعَلْ You (S/M) did not do
لَمْ تُفْعَلَا You (D/M) were not done	لَمْ تَفْعَلَا You (D/M) did not do
لَمْ تُفْعَلُوا You (P/M) were not done	لَمْ تَفْعَلُوا You (P/M) did not do
لَمْ تُفْعَلِيْ You (S/F) were not done	لَمْ تَفْعَلِيْ You (S/F) did not do
لَمْ تُفْعَلَا You (D/F) were not done	لَمْ تَفْعَلَا You (D/F) did not do
لَمْ تُفْعَلْنَ You (P/F) were not done	لَمْ تَفْعَلْنَ You (P/F) did not do
لَمْ أَفْعَلْ I was not done	لَمْ أَفْعَلْ I did not do
لَمْ نَفْعَلْ We were not done	لَمْ نَفْعَلْ We did not do

M=Masculine

F=Feminine

S=Singular

D=Dual

P=Plural

Lesson Eight: The Emphatic

[التَّكْيِيدُ]

The *emphatic* describes, with emphasis, future actions or events. For example, **لَيَفْعَلَنَّ** means, “verily he will do!”

PRINCIPLE ONE

The *emphatic* is formed by: (1) adding the particle “لَ” to the beginning of active and passive voice conjugations of the *present tense verb* and (2) adding a “نَّ” to their end.²³ (*table 8.1*). Depending on the particular conjugation, the “نَّ” is voweled with either a *fathah* or a *kasrah*. The particle “لَ” is called the *lām of emphasis* (لَامُ التَّكْيِيدِ) and it causes the verb, originally in the state of *rafa’* (رَفْعُ), to become *stateless* (مَبْنِي). It also alters the meaning of the verb from the present tense to the future tense with emphasis. Thus, **يَفْعَلُ** (*he does*) becomes **لَيَفْعَلَنَّ** (*verily he will do!*).

ESSENTIAL NOTE

The conjugations of the *emphatic* must be memorized (*table 8.1*) before moving to the next lesson.²⁴

²³ A second pattern for the *emphatic* is formed by (1) adding the particle “لَ” to the beginning of the *present tense verb* and (2) adding a “نَّ” to its end. This pattern is less common than the form presented above and is not discussed in this text.

²⁴ Detailed rules exist for constructing each of the *emphatic* conjugations from their corresponding *present tense* conjugations (e.g., **لَيَفْعَلَنَّ** from **يَفْعَلُونَ**). For the beginner emphasis is placed on memorizing patterns. A comprehensive discussion of these rules is present in higher-level books of Arabic grammar.

TABLE 8.1
THE EMPHATIC

PASSIVE VOICE	ACTIVE VOICE
كَيْفَعَلَنَّ Verily he/it (S/M) will be done!	كَيْفَعَلَنَّ Verily he/it (S/M) will do!
كَيْفَعَلَانَّ ²⁵ Verily they (D/M) will be done!	كَيْفَعَلَانَّ ²⁵ Verily they (D/M) will do!
كَيْفَعُلْنَ Verily they (P/M) will be done!	كَيْفَعُلْنَ Verily they (P/M) will do!
لَتَفْعَلَنَّ Verily she/it (S/F) will be done!	لَتَفْعَلَنَّ Verily she/it (S/F) will do!
لَتَفْعَلَانَّ ²⁵ Verily they (D/F) will be done!	لَتَفْعَلَانَّ ²⁵ Verily they (D/F) will do!
كَيْفَعَلْنَانَّ Verily they (P/F) will be done!	كَيْفَعَلْنَانَّ Verily they (P/F) will do!
لَتَفْعَلَنَّ Verily you (S/M) will be done!	لَتَفْعَلَنَّ Verily you (S/M) will do!
لَتَفْعَلَانَّ ²⁵ Verily you (D/M) will be done!	لَتَفْعَلَانَّ ²⁵ Verily you (D/M) will do!
لَتَفْعُلَنَّ Verily you (P/M) will be done!	لَتَفْعُلَنَّ Verily you (P/M) will do!
لَتَفْعَلِنَنَّ Verily you (S/F) will be done!	لَتَفْعَلِنَنَّ Verily you (S/F) will do!
لَتَفْعَلَانَّ ²⁵ Verily you (D/F) will be done!	لَتَفْعَلَانَّ ²⁵ Verily you (D/F) will do!
لَتَفْعَلْنَانَّ Verily you (P/F) will be done!	لَتَفْعَلْنَانَّ Verily you (P/F) will do!
لَأَفْعَلَنَّ Verily I will be done!	لَأَفْعَلَنَّ Verily I will do!
لَنَفْعَلَنَّ Verily we will be done!	لَنَفْعَلَنَّ Verily we will do!

M=Masculine

F=Feminine

S=Singular

D=Dual

P=Plural

²⁵ “ ن ” indicates a *nūn* with a *shaddah* that is voweled with a *kasrah*.

Lesson Nine: The Command

[الأمر]

The *command* (الأمر) is used to demand an act. For example, أَفْعَلْ means, “do!” and لِيَفْعَلْ means, “he must do!” All conjugations of the *command* are derived from the *present tense verb* in the state of *jazm* (جزم). Active voice conjugations of the *command* reflect the person, gender, and plurality of the individual commanded. For example, لِيَفْعَلُوا means, “they must do!” Passive voice conjugations of the *command* reflect the person, gender, and plurality of the *object* of the command. For example, لِيُفْعَلُوا means, “they (e.g., those tasks) must be done!”

PRINCIPLE ONE

The *command* is formed from the *present tense verb* in two distinct ways. In the case of the active voice of the first and third person, the *command* is made by placing the particle “ ل ” before the *present tense verb* (table 9.1). This particle is called the *lām of command* (لام الأمر) and it is one of five particles that cause *present tense verbs* to enter the state of *jazm* (جزم) [lesson seven, principle one]. For example, يَفْعَلُ (he does) becomes لِيَفْعَلُ (he must do!).

PRINCIPLE TWO

Active voice conjugations of the second person *command* are created by (1) placing the second person *present tense verb* in the state of *jazm*, (2) replacing the initial *tā'* of the second person with a *hamzah* (seated on an *‘alif*), and (3) vowelizing this *hamzah* with a *kasrah*²⁶ (table 9.2). For example, تَفْعَلُ (you do) becomes اَفْعَلْ (do!).

²⁶ In some cases, the *hamzah* is vowelized with a *dammah*. This occurs when the letter at the ‘*ain*’ position of the *present tense verb* is also vowelized with a *dammah*. Such patterns are covered in *Lesson Sixteen*. For example, يَنْصُرُ (he helps), becomes اَنْصُرْ (help!). See table 16.3, verb form I, types A and E.

PRINCIPLE THREE

All passive voice conjugations of the *command*, including the second person, are formed by placing the *lām of command* (ل) before passive voice conjugations of the *present tense verb*. For example, تُفَعَّلُ (you are being done) becomes لَتُفَعَّلْ (be done!) [table 9.3].

THE EMPHATIC COMMAND

The *emphatic command* is used to forcefully demand an act. For example, اِفْعَلَنَّ means, “verily do!” and لِيَفْعَلَنَّ means, “verily he must do!” All conjugations of the *emphatic command* are derived from the *emphatic*. Active voice conjugations of the *emphatic command* reflect the person, gender, and plurality of the individual commanded. For example, لِيَفْعَلَنَّ means, “verily they must do!” Passive voice conjugations of the *emphatic command* reflect the person, gender, and plurality of the *object* of the command. For example, لِيَفْعَلَنَّ means, “verily they (e.g., those tasks) must be done!”

PRINCIPLE FOUR

The *emphatic command* is formed from the *emphatic* in two distinct ways. In the case of the active voice of the first and third person, the *emphatic command* is formed by (1) removing the *lām of emphasis* (ل) from the *emphatic* and (2) replacing it with the *lām of command* (ل). Because all forms of the *emphatic* are *stateless* (مَبْنِي), this *lām* does not change the state of the verb. However, the verb’s meaning changes from the *emphatic* to the *emphatic command*. For example, لِيَفْعَلَنَّ (verily he will do!) becomes لِيَفْعَلَنَّ (verily he must do!).

PRINCIPLE FIVE

Active voice conjugations of the second person *emphatic command* are formed by (1) removing the “ ل ” from the beginning of the *emphatic*, (2) replacing the initial *tā’* of the second person with a *hamzah* (seated on an

‘*aliḥ*’), and (3) vowelizing this *hamzah* with a *kasrah*.²⁷ For example, **لَتَفْعَلَنَّ** (*verily you will do!*) becomes **إِفْعَلَنَّ** (*verily do!*).

PRINCIPLE SIX

All passive voice conjugations of the *emphatic command*, including the second person, are formed by replacing the *lām of emphasis* (لَ) with the *lām of command* (لِ). For example, **لَتَفْعَلَنَّ** (*verily you will be done!*) becomes **لِتَفْعَلَنَّ** (*verily be done!*) [table 9.3].

ESSENTIAL NOTE

The conjugations of the *command* and the *emphatic command* must be memorized (table 9.3) before moving to the next lesson.

²⁷ In some cases, this *hamzah* is vowelized with a *dammah*. See footnote 26.

TABLE 9.1

CREATING THE FIRST AND THIRD PERSON ACTIVE VOICE *COMMAND*

VERB IN ORIGINAL <i>RAF'A</i>	SIGN OF <i>RAF'A</i>		<i>LĀM OF COMMAND CAUSING JAZM</i>	MEANS OF EXPRESSING <i>JAZM</i>		ACTIVE VOICE <i>COMMAND</i>
يَفْعَلُ He or It (S/M) does	Final <i>dammab</i>	+	لِ	Change final <i>dammab</i> to <i>sukūn</i>	⇒	لِيَفْعَلْ He/It (S/M) must do!
يَفْعَلَانِ They (D/M) do	Final <i>nūn</i>	+	لِ	Drop final <i>nūn</i>	⇒	لِيَفْعَلَا They (D/M) must do!
يَفْعَلُونَ They (P/M) do	Final <i>nūn</i>	+	لِ	Drop final <i>nūn</i>	⇒	لِيَفْعَلُوا They (P/M) must do!
تَفْعَلُ She or It (S/F) does	Final <i>dammab</i>	+	لِ	Change final <i>dammab</i> to <i>sukūn</i>	⇒	لِتَفْعَلْ She/It (S/F) must do!
تَفْعَلَانِ They (D/F) do	Final <i>nūn</i>	+	لِ	Drop final <i>nūn</i>	⇒	لِتَفْعَلَا They (D/F) must do!
يَفْعَلْنَ They (P/F) do	Stateless (مَبْنِي)	+	لِ	No change	⇒	لِيَفْعَلْنَ They (P/F) must do!
أَفْعَلُ I do	Final <i>dammab</i>	+	لِ	Change final <i>dammab</i> to <i>sukūn</i>	⇒	لِأَفْعَلْ I must do!
نَفْعَلُ We do	Final <i>dammab</i>	+	لِ	Change final <i>dammab</i> to <i>sukūn</i>	⇒	لِنَفْعَلْ We must do!

M=Masculine

F=Feminine

S=Singular

D=Dual

P=Plural

TABLE 9.2

CREATING THE SECOND PERSON²⁸ ACTIVE VOICE COMMAND

PRESENT TENSE IN JAZM	STEP ONE		STEP TWO		ACTIVE VOICE COMMAND
تَفْعَلُ You (S/M)	Remove the initial <i>tā'</i>	+	Add a <i>hamzah</i> (seated on an ' <i>alif</i>) with a <i>kasrah</i> to the beginning of the verb	⇒	أَفْعَلُ [You] Do! (S/M)
تَفْعَلَا You (D/M)	Remove the initial <i>tā'</i>	+	Add a <i>hamzah</i> (seated on an ' <i>alif</i>) with a <i>kasrah</i> to the beginning of the verb	⇒	أَفْعَلَا [You] Do! (D/M)
تَفْعَلُوا You (P/M)	Remove the initial <i>tā'</i>	+	Add a <i>hamzah</i> (seated on an ' <i>alif</i>) with a <i>kasrah</i> to the beginning of the verb	⇒	أَفْعَلُوا [You] Do! (P/M)
تَفْعَلِي You (S/F)	Remove the initial <i>tā'</i>	+	Add a <i>hamzah</i> (seated on an ' <i>alif</i>) with a <i>kasrah</i> to the beginning of the verb	⇒	أَفْعَلِي [You] Do! (S/F)
تَفْعَلَا You (D/F)	Remove the initial <i>tā'</i>	+	Add a <i>hamzah</i> (seated on an ' <i>alif</i>) with a <i>kasrah</i> to the beginning of the verb	⇒	أَفْعَلَا [You] Do! (D/F)
تَفْعَلْنَ You (P/F)	Remove the initial <i>tā'</i>	+	Add a <i>hamzah</i> (seated on an ' <i>alif</i>) with a <i>kasrah</i> to the beginning of the verb	⇒	أَفْعَلْنَ [You] Do! (P/F)

M=Masculine

F=Feminine

S=Singular

D=Dual

P=Plural

²⁸ Recall that the second person is used to refer to the individual *spoken to*. Therefore, each of the conjugations listed in *table 9.2* directly commands an individual or a group of individuals. For example, أَفْعَلَا (*do!*) commands two individuals to perform an action (i.e., *you two do!*).

TABLE 9.3
THE COMMAND

PASSIVE VOICE <i>EMPHATIC</i>	ACTIVE VOICE <i>EMPHATIC</i>	PASSIVE VOICE	ACTIVE VOICE
يُفْعَلَنَّ Verily he/it (S/M) must be done!	يَفْعَلَنَّ Verily he/it (S/M) must do!	يُفْعَلْ He/It (S/M) must be done!	يَفْعَلْ He/It (S/M) must do!
يُفْعَلَانَّ Verily they (D/M) must be done!	يَفْعَلَانَّ Verily they (D/M) must do!	يُفْعَلَا They (D/M) must be done!	يَفْعَلَا They (D/M) must do!
يُفْعَلُنَّ Verily they (P/M) must be done!	يَفْعَلُنَّ Verily they (P/M) must do!	يُفْعَلُوا They (P/M) must be done!	يَفْعَلُوا They (P/M) must do!
تُفْعَلَنَّ Verily she/it (S/F) must be done!	تَفْعَلَنَّ Verily she/it (S/F) must do!	تُفْعَلْ She/It (S/F) must be done!	تَفْعَلْ She/It (S/F) must do!
تُفْعَلَانَّ Verily they (D/F) must be done!	تَفْعَلَانَّ Verily they (D/F) must do!	تُفْعَلَا They (D/F) must be done!	تَفْعَلَا They (D/F) must do!
يُفْعَلَنَنَّ Verily they (P/F) must be done!	يَفْعَلَنَنَّ Verily they (P/F) must do!	يُفْعَلْنَ They (P/F) must be done!	يَفْعَلْنَ They (P/F) must do!
تُفْعَلَنَّ Verily [you] be done! (S/M)	اِفْعَلَنَّ Verily [you] do! (S/M)	تُفْعَلْ [You] Be done! (S/M)	اِفْعَلْ [You] Do! (S/M)
تُفْعَلَانَّ Verily [you] be done! (D/M)	اِفْعَلَانَّ Verily [you] do! (D/M)	تُفْعَلَا [You] Be done! (D/M)	اِفْعَلَا [You] Do! (D/M)
تُفْعَلُنَّ Verily [you] be done! (P/M)	اِفْعَلُنَّ Verily [you] do! (P/M)	تُفْعَلُوا [You] Be done! (P/M)	اِفْعَلُوا [You] Do! (P/M)
تُفْعَلَنَّ Verily [you] be done! (S/F)	اِفْعَلَنَّ Verily [you] do! (S/F)	تُفْعَلِيْ [You] Be done! (S/F)	اِفْعَلِيْ [You] Do! (S/F)
تُفْعَلَانَّ Verily [you] be done! (D/F)	اِفْعَلَانَّ Verily [you] do! (D/F)	تُفْعَلَا [You] Be done! (D/F)	اِفْعَلَا [You] Do! (D/F)
تُفْعَلَنَنَّ Verily [you] be done! (P/F)	اِفْعَلَنَنَّ Verily [you] do! (P/F)	تُفْعَلْنَ [You] Be done! (P/F)	اِفْعَلْنَ [You] Do! (P/F)
لَا فَعَلَنَّ Verily I must be done!	لَا فَعَلَنَّ Verily I must do!	لَا فَعَلْ I must be done!	لَا فَعَلْ I must do!
لَنْ فَعَلَنَّ Verily we must be done!	لَنْ فَعَلَنَّ Verily we must do!	لَنْ فَعَلْ We must be done!	لَنْ فَعَلْ We must do!

Lesson Ten: The Prohibition

[النَّهْيُ]

The *prohibition* (النَّهْيُ) is a form used to prohibit an act. For example, لَا تَفْعَلْ means, “don’t do!” All conjugations of the *prohibition* are derived from the *present tense verb* in the state of *jazm* (جَزْمٌ). Active voice conjugations of the *prohibition* reflect the person, gender, and plurality of the individual who is being prohibited. For example, لَا يَفْعَلُوا means, “they must not do!” Passive voice conjugations of the *prohibition* reflect the person, gender, and plurality of the *object* of the prohibition. For example, لَا يُفْعَلُوا means, “they (e.g., those tasks) must not be done!”

PRINCIPLE ONE

Placing the particle “ لَا ” before all conjugations of the *present tense verb* creates the *prohibition* (النَّهْيُ) [table 10.1]. This “ لَا ” is called the *lām of prohibition* (لَامُ النَّهْيِ) and it is one of five particles that cause *present tense verbs* to enter the *state of jazm* (جَزْمٌ) [lesson seven, principle one]. It also alters the meaning of the verb from the present tense to a prohibition. For example, تَفْعَلُ (you are doing) becomes لَا تَفْعَلُ (don’t do!).

THE EMPHATIC PROHIBITION

The *emphatic prohibition* is used to firmly prohibit an act. For example, لَا تَفْعَلَنَّ means, “verily don’t do!” All conjugations of the *emphatic prohibition* are derived from the *emphatic*. Active voice conjugations of the *emphatic prohibition* reflect the person, gender, and plurality of the individual who is being prohibited. For example, لَا يَفْعَلَنَّ means, “verily they must not do!” Passive voice conjugations of the *emphatic prohibition* reflect the person, gender, and plurality of the *object* of the prohibition. For example, لَا يُفْعَلَنَّ means, “verily they (e.g., those tasks) must not be done!”

PRINCIPLE TWO

The *emphatic prohibition* is formed by (1) removing the *lām of emphasis* (لَ) from all conjugations of the *emphatic* and (2) replacing it with the *lām of prohibition* (لَا). Because all forms of the *emphatic* are *stateless* (مَبْنِي), this does not change the *grammatical state* of the verb. However, the verb's meaning changes from the *emphatic* to the *emphatic prohibition*. For example, كَتَفْعَلَنَّ (verily you will do!) becomes لَا تَفْعَلَنَّ (verily don't do!).

ESSENTIAL NOTE

The conjugations of the *prohibition* and the *emphatic prohibition* must be memorized (*table 10.1*) before moving to the next lesson.

TABLE 10.1
THE PROHIBITION

PASSIVE VOICE EMPHATIC	ACTIVE VOICE EMPHATIC	PASSIVE VOICE	ACTIVE VOICE
لَا يُفَعَّلَنَّ Verily he/it (S/M) must not be done!	لَا يَفْعَلَنَّ Verily he/it (S/M) must not do!	لَا يُفَعَّلُ He/It (S/M) must not be done!	لَا يَفْعَلُ He/It (S/M) must not do!
لَا يُفَعَّلَانَّ Verily they (D/M) must not be done!	لَا يَفْعَلَانَّ Verily they (D/M) must not do!	لَا يُفَعَّلَا They (D/M) must not be done!	لَا يَفْعَلَا They (D/M) must not do!
لَا يُفَعَّلْنَ Verily they (P/M) must not be done!	لَا يَفْعَلْنَ Verily they (P/M) must not do!	لَا يُفَعَّلُوا They (P/M) must not be done!	لَا يَفْعَلُوا They (P/M) must not do!
لَا تُفَعَّلَنَّ Verily she/it (S/F) must not be done!	لَا تُفَعَّلَنَّ Verily she/it (S/F) must not do!	لَا تُفَعَّلُ She/It (S/F) must not be done!	لَا تُفَعَّلُ She/It (S/F) must not do!
لَا تُفَعَّلَانَّ Verily they (D/F) must not be done!	لَا تُفَعَّلَانَّ Verily they (D/F) must not do!	لَا تُفَعَّلَا They (D/F) must not be done!	لَا تُفَعَّلَا They (D/F) must not do!
لَا يُفَعَّلَنَّ Verily they (P/F) must not be done!	لَا يُفَعَّلَنَّ Verily they (P/F) must not do!	لَا يُفَعَّلَنَّ They (P/F) must not be done!	لَا يُفَعَّلَنَّ They (P/F) must not do!
لَا تُفَعَّلَنَّ Verily don't [you] be done! (S/M)	لَا تُفَعَّلَنَّ Verily don't [you] do! (S/M)	لَا تُفَعَّلُ Don't [you] be done! (S/M)	لَا تُفَعَّلُ Don't [you] do! (S/M)
لَا تُفَعَّلَانَّ Verily don't [you] be done! (D/M)	لَا تُفَعَّلَانَّ Verily don't [you] do! (D/M)	لَا تُفَعَّلَا Don't [you] be done! (D/M)	لَا تُفَعَّلَا Don't [you] do! (D/M)
لَا تُفَعَّلْنَ Verily don't [you] be done! (P/M)	لَا تُفَعَّلْنَ Verily don't [you] do! (P/M)	لَا تُفَعَّلُوا Don't [you] be done! (P/M)	لَا تُفَعَّلُوا Don't [you] do! (P/M)
لَا تُفَعَّلَنَّ Verily don't [you] be done! (S/F)	لَا تُفَعَّلَنَّ Verily don't [you] do! (S/F)	لَا تُفَعَّلِي Don't [you] be done! (S/F)	لَا تُفَعَّلِي Don't [you] do! (S/F)
لَا تُفَعَّلَانَّ Verily don't [you] be done! (D/F)	لَا تُفَعَّلَانَّ Verily don't [you] do! (D/F)	لَا تُفَعَّلَا Don't [you] be done! (D/F)	لَا تُفَعَّلَا Don't [you] do! (D/F)
لَا تُفَعَّلَنَّ Verily don't [you] be done! (P/F)	لَا تُفَعَّلَنَّ Verily don't [you] do! (P/F)	لَا تُفَعَّلَنَّ Don't [you] be done! (P/F)	لَا تُفَعَّلَنَّ Don't [you] do! (P/F)
لَا أُفَعَّلَنَّ Verily I must not be done!	لَا أُفَعَّلَنَّ Verily I must not do!	لَا أُفَعَّلُ I must not be done!	لَا أُفَعَّلُ I must not do!
لَا نُفَعَّلَنَّ Verily we must not be done!	لَا نُفَعَّلَنَّ Verily we must not do!	لَا نُفَعَّلُ We must not be done!	لَا نُفَعَّلُ We must not do!

Lesson Eleven: The Active Participle

[إِسْمُ الْفَاعِلِ]

Most Arabic words are derived from three base letters that join together to establish a meaning. Placing these letters on various patterns produces different, but related words. *Lessons Eleven through Fifteen* cover several commonly encountered noun forms.

PRINCIPLE ONE

The *active participle* (إِسْمُ الْفَاعِلِ) refers to a person who does the action described by the base letters. For example, the letters ف-ع-ل mean, “to do” and its active participle فَاعِلٌ refers to “one who does.”

PRINCIPLE TWO

The *active participle* has both masculine and feminine forms.²⁹ Placing the three base letters on the pattern فَاعِلٌ produces the masculine form of the *active participle*. For example, replacing the *fā*’ (ف), *‘ain* (ع), and *lām* (ل) positions in this pattern with ع-ب-د (*to worship*) creates عَابِدٌ (*a male who worships*) [figure 11.1].

PRINCIPLE THREE

The feminine form of the *active participle* is constructed by placing the base letters on the pattern of فَاعِلَةٌ. Thus, ع-ب-د (*to worship*) becomes عَابِدَةٌ (*a female who worships*).

²⁹ All Arabic nouns, both living and non-living, are classified as either masculine or feminine. For example, the word شَمْسٌ (*sun*) is feminine while the word كِتَابٌ (*book*) is masculine. The masculine form is used to refer to *male beings* or *masculine objects*. The feminine form is used to refer to *female beings* or *feminine objects*.

فَاعِلٍ
MASCULINE ACTIVE PARTICIPLE

↓ *Step One: Separate the letters
of the model*

فَ ا ع ل

↓ *Step Two: Replace the base letters (ف-ع-ل)
with corresponding new letters (ع-ب-د)*

عَ ا ب د

↓ *Step Three: Reattach the letters
of the word to form the masculine
active participle*

عَابِدٍ
A MALE WHO WORSHIPS *or*
A WORSHIPER

FIGURE 11.1

FORMING THE MASCULINE ACTIVE PARTICIPLE

PRINCIPLE FOUR

Arabic words enter four *grammatical states* (lesson five). Of these, nouns enter three³⁰: (1) *rafa'* (رَفْع), (2) *nasb* (نَصْب), and (3) *jarr* (جَر).

Nouns express these *states* through either (1) changes in vowelings on the last letter of the word or (2) changes in lettering at the end of the word.

PRINCIPLE FIVE

Most *singular* Arabic nouns, whether masculine or feminine, express changes in their *grammatical states* through changes in vowelings on the last letter of the word. Two *dammahs* (ُ) indicate the *state* of *rafa'* (رَفْع), two *fathahs* (َ) indicate the *state* of *nasb* (نَصْب), and two *kasrah*s (ِ) indicate the *state* of *jarr* (جَر).³¹ This is illustrated in *table 11.3* (the final table of this lesson) for both masculine singular and feminine singular forms of the *active participle*.

PRINCIPLE SIX

Like verbs, Arabic nouns also have a dual form.³² The dual is produced from the singular by (1) altering the vowelings of the last letter and (2) adding a designated ending. This ending reflects the *grammatical state* of the word. If the word is in the *state* of *rafa'* (رَفْع) then the suffix “أَنَّ” is added; whereas if the word is in either the *state* of *nasb* (نَصْب) or *jarr* (جَر), the ending “ئِنَّ” is added. These endings are used for both the masculine and the feminine as illustrated in *table 11.1*. For example, عَابِدِ

³⁰ These grammatical states result from the interactions of nouns with other words in a sentence. For example, if a noun is the subject of the sentence, it takes on the *grammatical state* of *rafa'* (رَفْع). The goal of the beginner is to realize that *grammatical states* exist and to memorize their various forms. A discussion of the roles of words in sentences and what causes their *grammatical states* is found in advanced Arabic grammar books.

³¹ The presence of a double vowel is known as *tanwin* (تَنْوِين).

³² The dual is used to refer to *two individuals* or *two objects*.

(a male worshiper) becomes عَابِدَانِ (two male worshipers) in the state of *rafa'* (رَفْع) and عَابِدَيْنِ (two male worshipers) in the states of *nasb* (نَصْب) and *jarr* (جَرّ). While the feminine, عَابِدَةٌ (a female worshiper) becomes عَابِدَاتَانِ (two female worshipers) in the state of *rafa'* (رَفْع) and عَابِدَتَيْنِ (two female worshipers) in the states of *nasb* (نَصْب) and *jarr* (جَرّ).

PRINCIPLE SEVEN

The plural form of Arabic nouns is produced in two distinct ways: the “broken plural” and the “sound plural.” The “broken plural” is formed by (1) “breaking” apart the singular word, (2) inserting or removing letters, and (3) changing voweling. A set pattern for these changes does not exist. Therefore, each broken plural must be individually memorized. For example, the broken plural for the singular كِتَاب (book) is كُتُب (books), while the broken plural for the singular مَسْجِد (mosque) is مَسَاجِد (mosques). In each case the singular form was separated, letters were inserted or removed, and voweling was changed.

PRINCIPLE EIGHT

The second type of Arabic plural is called the “sound plural,” and it is used by the *active participle*.³³ The “sound plural” is formed from the singular by (1) making slight alterations to the last letter of the singular and (2) adding a designated ending. This suffix varies between masculine and feminine forms and reflects the *grammatical state* of the word (table 11.2). In the case of the masculine sound plural, if the word is in the state of *rafa'* (رَفْع), the suffix “وْنَ” is added; whereas if the word is in either the states of *nasb* (نَصْب) or *jarr* (جَرّ), the ending “يْنَ” is added. For example, عَابِد (a male worshiper) becomes عَابِدُونَ (many male worshipers) in the state of *rafa'* (رَفْع) and عَابِدِينَ (many male worshipers) in the states of *nasb* (نَصْب) and *jarr* (جَرّ).

³³ Some singular words only use the broken plural, others only use the sound plural. Rarely, a singular word will use both the sound and broken plurals. For the most part, *active participles* use the sound plural.

In the case of the feminine sound plural, if the word is in the *state* of *rafa'* (رَفْع), then the suffix “أَتٌ” is added; whereas if the word is in either *nasb* (نَصْب) or *jarr* (جَرّ), the ending “أَتٍ” is added. For example, عَابِدَةٌ (*a female worshiper*) becomes عَابِدَاتٌ (*many female worshipers*) in the *state* of *rafa'* (رَفْع) and عَابِدَاتٍ (*many female worshipers*) in the *states* of *nasb* (نَصْب) and *jarr* (جَرّ).

ESSENTIAL NOTE

The conjugations of the *active participle* must be memorized (*table 11.3*) before moving to the next lesson.

TABLE 11.1
FORMING THE DUAL

BASE FORM	FINAL GOAL	STEP ONE		RESULT		ENDING		DUAL
فَاعِلٌ A male doer <i>Masculine singular in rafa'</i>	MASCULINE DUAL IN R- <i>AF</i> A'	Change vowel of the last letter to <i>fathab</i>	⇒	فَاعِلَ	+	أَنْ	⇒	فَاعِلَانِ Two male doers <i>Masculine dual in rafa'</i>
فَاعِلًا A male doer <i>Masculine singular in nasb</i>	MASCULINE DUAL IN N- <i>ASB</i>	Change vowel of the last letter to <i>fathab</i>	⇒	فَاعِلَ	+	يْنِ	⇒	فَاعِلَيْنِ Two male doers <i>Masculine dual in nasb</i>
فَاعِلٍ A male doer <i>Masculine singular in jarr</i>	MASCULINE DUAL IN J- <i>ARR</i>	Change vowel of the last letter to <i>fathab</i>	⇒	فَاعِلَ	+	يْنِ	⇒	فَاعِلَيْنِ Two male doers <i>Masculine dual in jarr</i>
فَاعِلَةٌ A female doer <i>Feminine singular in rafa'</i>	FEMININE DUAL IN R- <i>AF</i> A'	Change vowel of the last letter to <i>fathab</i>	⇒	فَاعِلَةً	+	أَنْ	⇒	فَاعِلَتَانِ Two female doers <i>Feminine dual in rafa'</i>
فَاعِلَةً A female doer <i>Feminine singular in nasb</i>	FEMININE DUAL IN N- <i>ASB</i>	Change vowel of the last letter to <i>fathab</i>	⇒	فَاعِلَةً	+	يْنِ	⇒	فَاعِلَتَيْنِ Two female doers <i>Feminine dual in nasb</i>
فَاعِلَةٍ A female doer <i>Feminine singular in jarr</i>	FEMININE DUAL IN J- <i>ARR</i>	Change vowel of the last letter to <i>fathab</i>	⇒	فَاعِلَةً	+	يْنِ	⇒	فَاعِلَتَيْنِ Two female doers <i>Feminine dual in jarr</i>

TABLE 11.2
FORMING THE SOUND PLURAL

BASE FORM	FINAL GOAL	STEP ONE		RESULT		ENDING		SOUND PLURAL
فَاعِلٌ A male doer Masculine singular in rafa'	MASCULINE SOUND PLURAL IN RAFA'	Change vowel of the last letter to dammah	⇒	فَاعِلٌ	+	وْنَ	⇒	فَاعِلُونَ Many male doers Masculine plural in rafa'
فَاعِلًا A male doer Masculine singular in nasb	MASCULINE SOUND PLURAL IN NASB	Change vowel of the last letter to kasrah	⇒	فَاعِلٍ	+	يْنَ	⇒	فَاعِلِينَ Many male doers Masculine plural in nasb
فَاعِلِ A male doer Masculine singular in jarr	MASCULINE SOUND PLURAL IN JARR	Change vowel of the last letter to kasrah	⇒	فَاعِلِ	+	يْنَ	⇒	فَاعِلِينَ Many male doers Masculine plural in jarr
فَاعِلَةٌ A female doer Feminine singular in rafa'	FEMININE SOUND PLURAL IN RAFA'	Drop final ta' marbutah	⇒	فَاعِلَ	+	أَتْ	⇒	فَاعِلَاتُ Many female doers Feminine plural in rafa'
فَاعِلَةً A female doer Feminine singular in nasb	FEMININE SOUND PLURAL IN NASB	Drop final ta' marbutah	⇒	فَاعِلَ	+	أَتْ	⇒	فَاعِلَاتٍ Many female doers Feminine plural in nasb
فَاعِلَةٍ A female doer Feminine singular in jarr	FEMININE SOUND PLURAL IN JARR	Drop final ta' marbutah	⇒	فَاعِلَ	+	أَتْ	⇒	فَاعِلَاتٍ Many female doers Feminine plural in jarr

TABLE 11.3

THE ACTIVE PARTICIPLE

FEMININE			MASCULINE			
SOUND PLURAL	DUAL	SINGLE	SOUND PLURAL	DUAL	SINGLE	
فَاعِلَاتٌ female doers	فَاعِلَتَانِ two female doers	فَاعِلَةٌ a female doer	فَاعِلُونَ male doers	فَاعِلَانِ two male doers	فَاعِلٌ a male doer	رَفَعٌ
فَاعِلَاتٍ female doers	فَاعِلَتَيْنِ two female doers	فَاعِلَةً a female doer	فَاعِلِينَ male doers	فَاعِلَيْنِ two male doers	فَاعِلًا a male doer	نَصَبٌ
فَاعِلَاتٍ female doers	فَاعِلَتَيْنِ two female doers	فَاعِلَةٍ a female doer	فَاعِلِينَ male doers	فَاعِلَيْنِ two male doers	فَاعِلٍ a male doer	جَرٌّ

Lesson Twelve: The Passive Participle

[اسم المفعول]

PRINCIPLE ONE

The *passive participle* (اسم المفعول) refers to a person or thing upon which the action described by the base letters is enacted. For example, the letters ف-ع-ل mean “to do” and its passive participle مَفْعُول refers to “that which was done.”

PRINCIPLE TWO

The masculine form of the *passive participle* is constructed by placing the three base letters on the pattern of مَفْعُول. For example, replacing the *fā'* (ف), *‘ain* (ع), and *lām* (ل) positions in this pattern with ض-ر-ب (*to strike*) forms مَضْرُوب (*a male who was struck or a masculine object that was struck*) [figure 12.1].

PRINCIPLE THREE

The feminine form of the *passive participle* is constructed by placing the three base letters on the pattern of مَفْعُولَة. For example, ض-ر-ب (*to strike*) becomes مَضْرُوبَة (*a female who was struck or a feminine object that was struck*).

PRINCIPLE FOUR

The dual and the sound plural for the *passive participle* are constructed in a manner similar to that outlined for the dual and the sound plural of the *active participle* (lesson eleven). For the most part, *passive participles* do not use the broken plural.

ESSENTIAL NOTE

The conjugations of the *passive participle* must be memorized (table 12.1) before moving to the next lesson.

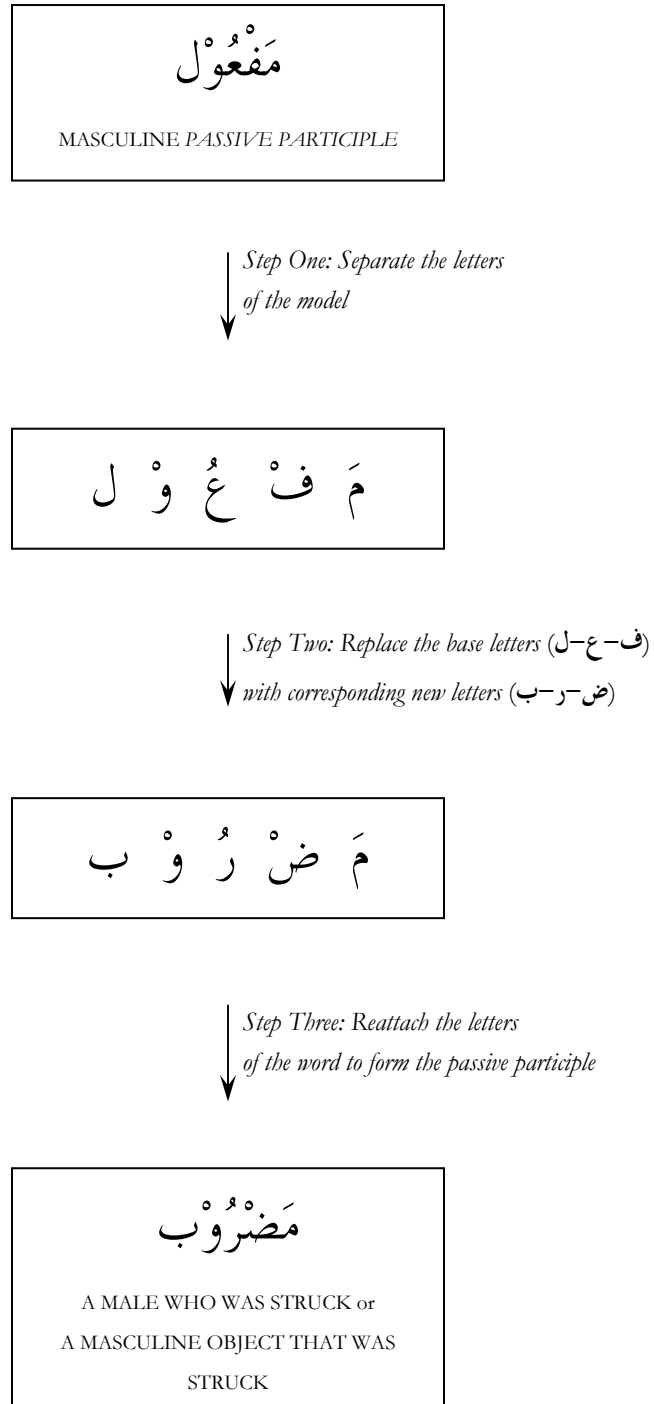


FIGURE 12.1

FORMING THE MASCULINE PASSIVE PARTICIPLE

TABLE 12.1

THE PASSIVE PARTICIPLE

FEMININE			MASCULINE			
SOUND PLURAL	DUAL	SINGLE	SOUND PLURAL	DUAL	SINGLE	
مَفْعُولَاتٌ those which were done	مَفْعُولَتَانِ those two which were done	مَفْعُولَةٌ that which was done	مَفْعُولُونَ those which were done	مَفْعُولَانِ those two which were done	مَفْعُولٌ that which was done	رَفَع
مَفْعُولَاتٍ those which were done	مَفْعُولَتَيْنِ those two which were done	مَفْعُولَةٍ that which was done	مَفْعُولِينَ those which were done	مَفْعُولَيْنِ those two which were done	مَفْعُولًا that which was done	نَصَب
مَفْعُولَاتِ those which were done	مَفْعُولَتَيْهِ those two which were done	مَفْعُولَةٍ that which was done	مَفْعُولِينَ those which were done	مَفْعُولَيْنِ those two which were done	مَفْعُولٍ that which was done	جَرَّ

Lesson Thirteen: The Noun of Time and Place

[اسم الظرف]

PRINCIPLE ONE

The *noun of time and place* (اسم الظرف) describes either the *time when* or the *place where* the action described by the base letters occurs. For example, the letters ف-ع-ل mean “to do” and its *noun of time and place* مَفْعَل refers to a *place* or a *time of doing*.

PRINCIPLE TWO

The *noun of time and place* is constructed by placing the three base letters on the pattern of either مَفْعَل or مَفْعِل (table 13.1). A given set of base letters will use only one of these two patterns. For example, replacing the *fā'* (ف), *‘ain* (ع), and *lām* (ل) positions in this pattern with س-ج-د (to prostrate) forms مَسْجِد (a place of prostration).

PRINCIPLE THREE

The *noun of time and place* does not have a feminine form.

PRINCIPLE FOUR

The dual for the *noun of time and place* is constructed in a manner similar to that outlined for the dual of the *active participle* (lesson eleven).

PRINCIPLE FIVE

Unlike the previously discussed noun forms, the *noun of time and place* uses the broken plural. As mentioned in *Lesson Eleven*, the broken plural for any given singular noun must be memorized. *Table 13.1* illustrates a common pattern of the broken plural for the *noun of time and place*.

PRINCIPLE SIX

Recall that nouns express their *grammatical states* through (1) changes in vowelings on the last letter of the word or (2) changes in lettering at the end of the word. As a general rule, broken plurals express their *grammatical states* through changes in the vowelings of their last letter. Two *dammabs* (ُ) indicate the *state* of *rafa'* (رَفْع), two *fathabs* (َ) indicate the *state* of *nasb* (نَصْب), and two *kasrabs* (ِ) indicate the *state* of *jarr* (جَرّ).

PRINCIPLE SEVEN

The broken plural for the *noun of time and place* varies from the above principle and allows only a single *dammab* (ُ) or a single *fathab* (َ) on its last letter (*table 13.1*). Such words are classified as *ghair munsarif* (غَيْرُ مُنْصَرِفٍ). They neither permit double vowels (*tanwīn*) nor a single *kasrab* on their last letter. Therefore, for the *ghair munsarif*, a single *dammab* (ُ) indicates the *state* of *rafa'* (رَفْع), and a single *fathab* (َ) indicates the *states* of *nasb* (نَصْب) and *jarr* (جَرّ).

ESSENTIAL NOTE

The conjugations of the *noun of time and place* must be memorized (*table 13.1*) before moving to the next lesson.

TABLE 13.1

THE TWO PATTERNS FOR THE NOUN OF TIME AND PLACE

MASCULINE			
BROKEN PLURAL	DUAL	SINGULAR	
مَفَاعِلُ times <i>or</i> places of doing	مَفْعَلَانِ two times <i>or</i> places of doing	مَفْعَلٌ a time <i>or</i> place of doing	رَفْعٌ
مَفَاعِلَ times <i>or</i> places of doing	مَفْعَلَيْنِ two times <i>or</i> places of doing	مَفْعَلًا a time <i>or</i> place of doing	نَصْبٌ
مَفَاعِلٍ times <i>or</i> places of doing	مَفْعَلَيْنِ two times <i>or</i> places of doing	مَفْعَلٍ a time <i>or</i> place of doing	جَرٌّ

MASCULINE			
BROKEN PLURAL	DUAL	SINGULAR	
مَفَاعِلُ times <i>or</i> places of doing	مَفْعَلَانِ two times <i>or</i> places of doing	مَفْعَلٌ a time <i>or</i> place of doing	رَفْعٌ
مَفَاعِلَ times <i>or</i> places of doing	مَفْعَلَيْنِ two times <i>or</i> places of doing	مَفْعَلًا a time <i>or</i> place of doing	نَصْبٌ
مَفَاعِلٍ times <i>or</i> places of doing	مَفْعَلَيْنِ two times <i>or</i> places of doing	مَفْعَلٍ a time <i>or</i> place of doing	جَرٌّ

Lesson Fourteen: The Noun of Usage

[اسم الآلة]

PRINCIPLE ONE

The *noun of usage* (اسم الآلة) indicates a tool used to produce the action described by the base letters. For example, the letters ل-ع-ف mean “to do” and its noun of usage مَفْعَل refers to a tool used to perform an act.

PRINCIPLE TWO

The *noun of usage* is produced by placing the base letters on one of three patterns: (1) مِفْعَل, (2) مِفْعَلَة, and (3) مِفْعَال. These are designated as short, medium, and long according to the number of letters in each pattern (table 14.1). A given set of base letters may use one, two, or all three of these patterns. For example, the letters ف-ت-ح mean, “to open” and its noun of usage مِفْتَاَح refers to a tool used to open (i.e., a key).

PRINCIPLE THREE

The *noun of usage* does not have a feminine form.

PRINCIPLE FOUR

The dual for the *noun of usage* is constructed in a manner similar to that outlined for dual of the *active participle* (lesson eleven).

PRINCIPLE FIVE

The *noun of usage* uses a broken plural that is *ghair munsarif* (غَيْرُ مُنْصَرَفٍ). Recall that *ghair munsarif* words neither permit double vowels [tanwīn] nor a single *kasrah* on their last letter (lesson thirteen).

ESSENTIAL NOTE

The conjugations of the *noun of usage* must be memorized (table 14.1) before moving to the next lesson.

TABLE 14.1

THE THREE PATTERNS FOR THE NOUN OF USAGE

PATTERN A (SHORT)

MASCULINE			
BROKEN PLURAL	DUAL	SINGULAR	
مَفَاعِلُ tools of doing	مِفْعَلَانِ two tools of doing	مِفْعَلٌ a tool of doing	رَفَعٌ
مَفَاعِلَ tools of doing	مِفْعَلَيْنِ two tools of doing	مِفْعَلًا a tool of doing	نَصَبٌ
مَفَاعِيلَ tools of doing	مِفْعَلَيْنِ two tools of doing	مِفْعَلٍ a tool of doing	جَرٌّ

PATTERN B (MEDIUM)

MASCULINE			
BROKEN PLURAL	DUAL	SINGULAR	
مَفَاعِلُ tools of doing	مِفْعَلَتَانِ two tools of doing	مِفْعَلَةٌ a tool of doing	رَفَعٌ
مَفَاعِلَ tools of doing	مِفْعَلَتَيْنِ two tools of doing	مِفْعَلَةً a tool of doing	نَصَبٌ
مَفَاعِيلَ tools of doing	مِفْعَلَتَيْنِ two tools of doing	مِفْعَلَةٍ a tool of doing	جَرٌّ

PATTERN C (LONG)

MASCULINE			
BROKEN PLURAL	DUAL	SINGULAR	
مَفَاعِيلُ tools of doing	مِفْعَالَانِ two tools of doing	مِفْعَالٌ a tool of doing	رَفَعٌ
مَفَاعِيلَ tools of doing	مِفْعَالَيْنِ two tools of doing	مِفْعَالًا a tool of doing	نَصَبٌ
مَفَاعِيلَ tools of doing	مِفْعَالَيْنِ two tools of doing	مِفْعَالٍ a tool of doing	جَرٌّ

Lesson Fifteen: The Superlative Noun

[اسم التفضيل]

PRINCIPLE ONE

The *superlative noun* (اسم التفضيل) indicates the *highest degree* or the *comparative* of the quality described by the base letters. For example, the letters ف-ع-ل mean “to do” and its *superlative noun* أفعل refers to “one who does the most” or “one who does more.”

PRINCIPLE TWO

The masculine singular of the *superlative noun* is constructed by placing the three base letters on the pattern of أفعل (table 15.1). For example, replacing the *fā'* (ف), *‘ain* (ع), and *lām* (ل) positions in this pattern with ك-ب-ر (*to be big*) forms أكبر (*a male who is biggest or a male who is bigger*). This pattern is *ghair munsarif* (غير منصرف) and therefore neither permits a double vowel [*tanwīn*] nor a single *kasrah* on its last letter.

PRINCIPLE THREE

The masculine form of the *superlative noun* uses the standard dual, and it uses both the sound plural and the broken plural (table 15.1). The broken plural of the masculine *superlative* is *ghair munsarif* (غير منصرف).

PRINCIPLE FOUR

The feminine form of the *superlative noun* is constructed by placing the three base letters on the pattern of فُعْلَى.³⁴ For example, replacing the *fā'* (ف), *‘ain* (ع), and *lām* (ل) positions in this pattern with ك-ب-ر (*to be big*) forms كُبْرَى (*a female who is biggest or a female who is bigger*). This form undergoes changes in *grammatical states* without reflecting a change at the

³⁴ Although the final letter of this word resembles a *ya'*, it is an *‘alif maqsurah*. This letter, like the standard *‘alif*, causes extension of the letter before it. Thus, the feminine form of the *superlative noun* is pronounced *fu'la*.

end of the word. Therefore, the pattern of the word is the same for all three *grammatical states* (*table 15.2*).

PRINCIPLE FIVE

The feminine form of the *superlative noun* uses the standard dual, and it uses both the sound plural and the broken plural (*table 15.2*).

ESSENTIAL NOTE

The conjugations of the *superlative noun* must be memorized (*tables 15.1 and 15.2*) before moving to the next lesson.

TABLE 15.1

THE MASCULINE SUPERLATIVE NOUN

MASCULINE				
BROKEN PLURAL	SOUND PLURAL	DUAL	SINGULAR	
أَفَاعِلُ males who do more (or the most)	أَفْعُلُونَ males who do more (or the most)	أَفْعَلَانِ two males who do more (or the most)	أَفْعَلٌ a male who does more (or the most)	رَفْعٌ
أَفَاعِلَ males who do more (or the most)	أَفْعَلِينَ males who do more (or the most)	أَفْعَلَيْنِ two males who do more (or the most)	أَفْعَلٍ a male who does more (or the most)	نَصْبٌ
أَفَاعِلِ males who do more (or the most)	أَفْعَلِينَ males who do more (or the most)	أَفْعَلَيْنِ two males who do more (or the most)	أَفْعَلٍ a male who does more (or the most)	جَرٌّ

TABLE 15.2

THE FEMININE SUPERLATIVE NOUN

FEMININE				
BROKEN PLURAL	SOUND PLURAL	DUAL	SINGULAR	
فُعُلٌ females who do more (or the most)	فُعُلِيَّاتٌ females who do more (or the most)	فُعُلَيَانِ two females who do more (or the most)	فُعُلَى a female who does more (or the most)	رَفْعٌ
فُعُلًا females who do more (or the most)	فُعُلِيَّاتٍ females who do more (or the most)	فُعُلَيْنِ two females who do more (or the most)	فُعُلَى a female who does more (or the most)	نَصْبٌ
فُعُلِ females who do more (or the most)	فُعُلِيَّاتٍ females who do more (or the most)	فُعُلَيْنِ two females who do more (or the most)	فُعُلَى a female who does more (or the most)	جَرٌّ

Lesson Sixteen: The Six Types of Verb Form I

PRINCIPLE ONE

Lesson Three illustrated فَعَلَ as a model pattern for the active voice of the *past tense verb*. This is only one of several possible patterns. Some patterns involve vowelizing the base letters alone while others involve adding designated non-base letters.³⁵ Patterns containing the base letters alone (i.e., without additional letters) are classified as *verb form I*. The active voice of the *past tense* of *verb form I* has three possible vowelizing patterns:

- 1) فَعَلَ
- 2) فَعِلَ
- 3) فَعُلَ

Note that the *fā'* (ف) and *lām* (ل) positions are always vowelized with a *fathah* (َ); however, the vowelizing of the *'ain* (ع) position varies.

PRINCIPLE TWO

A given three-letter base, with rare exception, uses only one of these three *form I* active voice *past tense* patterns. For example, the base letters ع-م-س (*to bear*) use the pattern فَعِلَ to form سَمِعَ (*he heard*). On the other hand, the base letters ك-ر-م (*to be noble*) use the pattern فَعُلَ to form كَرُمَ (*he was noble*). The particular pattern used by any given set of base letters must be memorized.

PRINCIPLE THREE

The passive voice of the *past tense* of *verb form I* always uses the pattern فُعِلَ. This pattern was covered in *Lesson Three*.

³⁵ Verb forms that involve the addition of non-base letters are not covered in this volume.

PRINCIPLE FOUR

All patterns of the *past tense verb*, whether active or passive voice, are conjugated using the suffixes illustrated in *Lesson Three (table 3.2)*. When conjugating each of the three active voice *past tense* patterns of *verb form I*, the ‘ain (ع) position retains its particular vowelning (*table 16.1*).

PRINCIPLE FIVE

Lesson Four illustrated **يَفْعَلُ** as a model pattern for the active voice of the *present tense verb*. This is only one of several possible patterns. The *present tense* always begins with one of the following four letters: *hamzā'* (أ), *tā'* (ت), *yā'* (ي), and *nūn* (ن). In *verb form I*, this prefixed letter is always vowelned with a *fathah* (َ). However the vowelning of the ‘ain (ع) position varies. Thus the active voice of the *present tense* of *verb form I* has three possible patterns:

- 1) **يَفْعَلُ**
- 2) **يَفْعِلُ**
- 3) **يَفْعُلُ**

PRINCIPLE SIX

The passive voice of the *present tense* of *verb form I* always takes the pattern **يُفْعَلُ**. This pattern was covered in *Lesson Four*.

TABLE 16.1
VERB FORM I ON THE PATTERN OF فَعِلَ

PERSON	GENDER	PLURALITY	BASE		SUFFIX		ACTIVE VOICE
3rd	Masculine	Singular	فعل			⇒	فَعِلَ
3rd	Masculine	Dual	فعل	+	ا	⇒	فَعِلَا
3rd	Masculine	Plural	فعل	+	وا	⇒	فَعِلُوا
3rd	Feminine	Singular	فعل	+	تْ	⇒	فَعِلَتْ
3rd	Feminine	Dual	فعل	+	تا	⇒	فَعِلْتَا
3rd	Feminine	Plural	فعل	+	نَ	⇒	فَعِلْنَ
2nd	Masculine	Singular	فعل	+	تَ	⇒	فَعِلْتَ
2nd	Masculine	Dual	فعل	+	تُما	⇒	فَعِلْتُمَا
2nd	Masculine	Plural	فعل	+	تُمْ	⇒	فَعِلْتُمْ
2nd	Feminine	Singular	فعل	+	تِ	⇒	فَعِلْتِ
2nd	Feminine	Dual	فعل	+	تُما	⇒	فَعِلْتُمَا
2nd	Feminine	Plural	فعل	+	تُنَّ	⇒	فَعِلْتُنَّ
1st	Masculine and Feminine	Singular	فعل	+	تُ	⇒	فَعِلْتُ
1st	Masculine and Feminine	Plural	فعل	+	نا	⇒	فَعِلْنَا

PRINCIPLE SEVEN

All patterns of the *present tense verb*, whether active or passive voice, are conjugated using the suffixes illustrated in *Lesson Four* (table 4.2). When conjugating each of the three active voice *present tense* patterns, the ‘ain (ع) position always retains its particular vowelizing (table 16.2). This holds true for the states of *nasb* (نَصْب) and *jazm* (جَزْم), and with the active voice conjugations of the *emphatic*, the *command*, and the *prohibition*.

The passive voice always uses the pattern يُفْعَلُ. The *fathah* on the ‘ain (ع) position is retained in the states of *nasb* (نَصْب) and *jazm* (جَزْم), and with the passive voice conjugations of the *emphatic*, the *command*, and the *prohibition*. The *appendices* include complete conjugations of the base letters ض-ر-ب (to strike) as illustrative models.

PRINCIPLE EIGHT

Each set of base letters uses only one of the three active voice *past tense* patterns and one of the three active voice *present tense* patterns. For example, the base letters ض-ر-ب use the pattern فَعَلَ for the active voice *past tense* and يَفْعَلُ for the active voice *present tense*. Combining all variations allowed for the vowelizing of the ‘ain (ع) position in both the active *past* and active *present tense* results in nine combinations (figure 16.1). However, in practice, only six of these combinations are used. These are called the six types of *verb form I*.

TABLE 16.2
VERB FORM I ON THE PATTERN OF **يَفْعِلُ**

PERSON/GENDER/PLURALITY			PREFIX		PAST		SUFFIX		ACTIVE VOICE
3rd	Masculine	Singular	ي	+	فعل			⇒	يَفْعِلُ
3rd	Masculine	Dual	ي	+	فعل	+	انِ	⇒	يَفْعِلَانِ
3rd	Masculine	Plural	ي	+	فعل	+	ونَ	⇒	يَفْعِلُونَ
3rd	Feminine	Singular	ت	+	فعل			⇒	تَفْعِلُ
3rd	Feminine	Dual	ت	+	فعل	+	انِ	⇒	تَفْعِلَانِ
3rd	Feminine	Plural	ي	+	فعل	+	نَ	⇒	يَفْعِلْنَ
2nd	Masculine	Singular	ت	+	فعل			⇒	تَفْعِلُ
2nd	Masculine	Dual	ت	+	فعل	+	انِ	⇒	تَفْعِلَانِ
2nd	Masculine	Plural	ت	+	فعل	+	ونَ	⇒	تَفْعِلُونَ
2nd	Feminine	Singular	ت	+	فعل	+	ينَ	⇒	تَفْعِلِينَ
2nd	Feminine	Dual	ت	+	فعل	+	انِ	⇒	تَفْعِلَانِ
2nd	Feminine	Plural	ت	+	فعل	+	نَ	⇒	تَفْعِلْنَ
1st	Masculine and Feminine	Singular	أ	+	فعل			⇒	أَفْعِلُ
1st	Masculine and Feminine	Plural	ن	+	فعل			⇒	نَفْعِلُ

Exists	يَفْعَلُ	فَعَلَ
Exists	يَفْعِلُ	فَعَّلَ
Exists	يَفْعُلُ	فَعَّلَ
Exists	يَفْعَلُ	فَعِلَ
Exists	يَفْعِلُ	فَعِلَ
Does not exist	يَفْعُلُ	فَعِلَ
Does not exist	يَفْعِلُ	فَعَلَ
Does not exist	يَفْعِلُ	فَعَلَ
Exists	يَفْعُلُ	فَعَلَ

FIGURE 16.1

COMBINATIONS OF ACTIVE VOICE VERB FORM I PATTERNS

PRINCIPLE NINE

Table 16.3 provides sample verbs for each of the six types of *verb form I*. The first line includes the active voice (third person masculine) of the *past* and *present tense verbs*, the active *masdar*,³⁶ and the *active participle*. The second line includes the passive voice (third person masculine) of the *past* and *present tense verbs*, the passive *masdar*, and the *passive participle*. The third line includes the *command* and the *prohibition*. The fourth line includes the *noun of time and place* and the *noun of usage*. Finally, the fifth line includes the masculine and feminine forms of the *superlative noun*. This complete model is illustrated in *figure 16.2*.

PRINCIPLE TEN

Verb form I, type E (كَرُمَ) differs from the other types in two ways. First, its *active participle* is formed on the pattern *فَعِيلٌ*. Second, it forms neither passive voice verbs nor a *passive participle*. All verbs that follow the pattern of *كَرُمَ* differ from the other types in these two ways.

ESSENTIAL NOTE

Each type of *verb form I* presented in *table 16.3* must be memorized and completely conjugated. For example, *نَصَرَ* and *نُصِرَ* should be conjugated through the *past tense* conjugations illustrated in *Lesson Three* while *يَنْصُرُ* and *يُنْصَرُ* should be conjugated in the states of *rafa'* (رَفَعٌ), *nasb* (نَصَبٌ), and *jazm* (جَزَمٌ) as illustrated in *Lessons Four, Six, and Seven*. Similarly, practice in conjugating the *emphatic*, the *command*, the *prohibition*, and all noun forms is required. The *appendices* include complete conjugations of the base letters *ض-ر-ب* (*to strike*) as illustrative models.

³⁶ The *masdar* represents the verbal noun of the base letters, usually translated as a gerund ending in “ing” or “ion.” For example, *نَصْرًا*, from *ن-ص-ر* (*to help*), means, “helping.” In order to preserve the rhyme of the model, the *masdar* is presented in the state of *nasb* (نَصَبٌ).

فَهُوَ نَاصِرٌ The <i>active participle</i> is, “a helper”	نَصْرًا ³⁷ Helping	يَنْصُرُ He helps	نَصَرَ He helped
فَهُوَ مَنْصُورٌ The <i>passive participle</i> is, “he who was helped”	نَصْرًا Being helped	يُنصَرُ He is being helped	نُصِرَ He was helped
وَالنَّهْيُ عَنْهُ لَا تَنْصُرُ And the <i>prohibition</i> for this form is, “Don’t help.”	الْأَمْرُ مِنْهُ أَنْصُرْ The <i>command</i> for this form is, “Help!”		
وَالْآلَةُ مِنْهُ مِنْصَرٌ And the <i>noun of usage</i> is, “a tool used for helping.”	الظَّرْفُ مِنْهُ مَنْصَرٌ The <i>noun of time and place</i> is, “a place <i>or</i> time of helping.”		
وَالْمَوْتُ مِنْهُ نُصْرَى The <i>feminine superlative noun</i> is “a female who helps more (<i>or</i> most).”	أَفْعَلُ التَّفْضِيلِ مِنْهُ أَنْصَرُ The <i>superlative noun</i> is “one who helps more (<i>or</i> most).”		

FIGURE 16.2

ILLUSTRATING THE MODEL FOR THE VERB FORMS

³⁷ See footnote 36.

TABLE 16.3

THE SIX TYPES OF VERB FORM I

<p>نَصَرَ يَنْصُرُ نَصْرًا فَهُوَ نَاصِرٌ نُصِرَ يُنْصَرُ نَصْرًا فَهُوَ مَنْصُورٌ الْأَمْرُ مِنْهُ أَنْصِرْ وَ التَّهْيِ عَنْهُ لَا تَنْصُرْ أَلْظَرَفُ مِنْهُ مَنْصَرٌ وَ الْآلَةُ مِنْهُ مِنْصَرٌ أَفْعَلُ التَّفْضِيلِ مِنْهُ أَنْصِرْ وَ الْمُؤَنَّثُ مِنْهُ نُصِرِي</p>	<p>FORM I, TYPE A On the pattern of فَعَلَ \ يَفْعُلُ The <i>past tense</i> (الْمَاضِي) has a <i>fathbah</i> on the 'ain position and the <i>present tense</i> (الْمُضَارِع) has a <i>dammah</i> on the 'ain position نَصَرَ , He helped</p>
<p>ضَرَبَ يَضْرِبُ ضَرْبًا فَهُوَ ضَارِبٌ ضُرِبَ يُضْرَبُ ضَرْبًا فَهُوَ مَضْرُوبٌ الْأَمْرُ مِنْهُ اضْرِبْ وَ التَّهْيِ عَنْهُ لَا تَضْرِبْ أَلْظَرَفُ مِنْهُ مَضْرِبٌ وَ الْآلَةُ مِنْهُ مِضْرِبٌ أَفْعَلُ التَّفْضِيلِ مِنْهُ اضْرِبْ وَ الْمُؤَنَّثُ مِنْهُ ضُرِبِي</p>	<p>FORM I, TYPE B On the pattern of فَعَلَ \ يَفْعُلُ The <i>past tense</i> (الْمَاضِي) has a <i>fathbah</i> on the 'ain position and the <i>present tense</i> (الْمُضَارِع) has a <i>kasrah</i> on the 'ain position ضَرَبَ , He struck</p>
<p>سَمِعَ يَسْمَعُ سَمْعًا فَهُوَ سَامِعٌ سُمِعَ يُسْمَعُ سَمْعًا فَهُوَ مَسْمُوعٌ الْأَمْرُ مِنْهُ اسْمَعْ وَ التَّهْيِ عَنْهُ لَا تَسْمَعْ أَلْظَرَفُ مِنْهُ مَسْمَعٌ وَ الْآلَةُ مِنْهُ مِسْمَعٌ أَفْعَلُ التَّفْضِيلِ مِنْهُ اسْمَعْ وَ الْمُؤَنَّثُ مِنْهُ سَمِعِي</p>	<p>FORM I, TYPE C On the pattern of فَعَلَ \ يَفْعُلُ The <i>past tense</i> (الْمَاضِي) has a <i>kasrah</i> on the 'ain position and the <i>present tense</i> (الْمُضَارِع) has a <i>fathbah</i> on the 'ain position سَمِعَ , He heard</p>

<p>فَتَحَ يُفْتَحُ فَتَحًا فَهُوَ فَاتِحٌ^{٣٨}</p> <p>فُتِحَ يُفْتَحُ فَتَحًا فَهُوَ مَفْتُوحٌ^{٣٨}</p> <p>الْأَمْرُ مِنْهُ افْتَحْ وَالنَّهْيُ عَنْهُ لَا تَفْتَحْ</p> <p>الظَّرْفُ مِنْهُ مَفْتَحٌ وَالْآلَةُ مِنْهُ مِفْتَاحٌ</p> <p>أَفْعَلُ التَّفْضِيلِ مِنْهُ أَفْتَحُ وَالْمَوْثُ مِنْهُ فُتِحَ</p>	<p>FORM I, TYPE D</p> <p>On the pattern of فَعَلَ \ يَفْعَلُ</p> <p>The <i>past tense</i> (الْمَاضِي) has a <i>fathab</i> on the ‘<i>ain</i> position and the <i>present tense</i> (الْمُضَارِع) has a <i>fathab</i> on the ‘<i>ain</i> position</p> <p>فَتَحَ , He opened</p>
<p>كَرَّمَ يَكْرُمُ كَرَمًا فَهُوَ كَرِيمٌ</p> <p>الْأَمْرُ مِنْهُ أَكْرَمْ وَالنَّهْيُ عَنْهُ لَا تَكْرَمْ</p> <p>الظَّرْفُ مِنْهُ مَكْرَمٌ وَالْآلَةُ مِنْهُ مِكْرَمٌ</p> <p>أَفْعَلُ التَّفْضِيلِ مِنْهُ أَكْرَمْ وَالْمَوْثُ مِنْهُ كُرِمَ</p>	<p>FORM I, TYPE E</p> <p>On the pattern of فَعَلَ \ يَفْعَلُ</p> <p>The <i>past tense</i> (الْمَاضِي) has a <i>dammab</i> on the ‘<i>ain</i> position and the <i>present tense</i> (الْمُضَارِع) has a <i>dammab</i> on the ‘<i>ain</i> position</p> <p>كَرَّمَ , He was noble</p>
<p>حَسِبَ يَحْسِبُ حِسْبًا وَحِسَابًا³⁸ فَهُوَ حَاسِبٌ</p> <p>حُسِبَ يُحْسَبُ حِسْبًا وَحِسَابًا فَهُوَ مَحْسُوبٌ</p> <p>الْأَمْرُ مِنْهُ احْسِبْ وَالنَّهْيُ عَنْهُ لَا تَحْسِبْ</p> <p>الظَّرْفُ مِنْهُ مَحْسَبٌ وَالْآلَةُ مِنْهُ مَحْسَبٌ</p> <p>أَفْعَلُ التَّفْضِيلِ مِنْهُ أَحْسَبُ وَالْمَوْثُ مِنْهُ حُسِبَ</p>	<p>FORM I, TYPE F</p> <p>On the pattern of فَعَلَ \ يَفْعَلُ</p> <p>The <i>past tense</i> (الْمَاضِي) has a <i>kasrab</i> on the ‘<i>ain</i> position and the <i>present tense</i> (الْمُضَارِع) has a <i>kasrab</i> on the ‘<i>ain</i> position</p> <p>حَسِبَ , He considered</p>

³⁸ Some verbs have multiple *masdars*. In the case of حَسِبَ, two are common and both are included above.

APPENDICES

The following *appendices* illustrate conjugations for the base letters ض-ر-ب (*to strike*). These are provided to review the previous material and to better illustrate translations of the various verb and noun forms.

APPENDIX A

THE PAST TENSE: VERB FORM I (TYPE B)

NEGATION PASSIVE VOICE	NEGATION ACTIVE VOICE	PASSIVE VOICE	ACTIVE VOICE
مَا ضُرِبَ He/It (S/M) was not struck	مَا ضَرَبَ He/It (S/M) did not strike	ضُرِبَ He/It (S/M) was struck	ضَرَبَ He/It (S/M) struck
مَا ضُرِبَا They (D/M) were not struck	مَا ضَرَبَا They (D/M) did not strike	ضُرِبَا They (D/M) were struck	ضَرَبَا They (D/M) struck
مَا ضُرِبُوا They (P/M) were not struck	مَا ضَرَبُوا They (P/M) did not strike	ضُرِبُوا They (P/M) were struck	ضَرَبُوا They (P/M) struck
مَا ضُرِبَتْ She/It (S/F) was not struck	مَا ضَرَبَتْ She/It (S/F) did not strike	ضُرِبَتْ She/It (S/F) was struck	ضَرَبَتْ She/It (S/F) struck
مَا ضُرِبْتَا They (D/F) were not struck	مَا ضَرَبْتَا They (D/F) did not strike	ضُرِبْتَا They (D/F) were struck	ضَرَبْتَا They (D/F) struck
مَا ضُرِبْنَ They (P/F) were not struck	مَا ضَرَبْنَ They (P/F) did not strike	ضُرِبْنَ They (P/F) were struck	ضَرَبْنَ They (P/F) struck
مَا ضُرِبْتَ You (S/M) were not struck	مَا ضَرَبْتَ You (S/M) did not strike	ضُرِبْتَ You (S/M) were struck	ضَرَبْتَ You (S/M) struck
مَا ضُرِبْتُمَا You (D/M) were not struck	مَا ضَرَبْتُمَا You (D/M) did not strike	ضُرِبْتُمَا You (D/M) were struck	ضَرَبْتُمَا You (D/M) struck
مَا ضُرِبْتُمْ You (P/M) were not struck	مَا ضَرَبْتُمْ You (P/M) did not strike	ضُرِبْتُمْ You (P/M) were struck	ضَرَبْتُمْ You (P/M) struck
مَا ضُرِبْتِ You (S/F) were not struck	مَا ضَرَبْتِ You (S/F) did not strike	ضُرِبْتِ You (S/F) were struck	ضَرَبْتِ You (S/F) struck
مَا ضُرِبْتُمَا You (D/F) were not struck	مَا ضَرَبْتُمَا You (D/F) did not strike	ضُرِبْتُمَا You (D/F) were struck	ضَرَبْتُمَا You (D/F) struck
مَا ضُرِبْتِنَّ You (P/F) were not struck	مَا ضَرَبْتِنَّ You (P/F) did not strike	ضُرِبْتِنَّ You (P/F) were struck	ضَرَبْتِنَّ You (P/F) struck
مَا ضُرِبْتُ I was not struck	مَا ضَرَبْتُ I did not strike	ضُرِبْتُ I was struck	ضَرَبْتُ I struck
مَا ضُرِبْنَا We were not struck	مَا ضَرَبْنَا We did not strike	ضُرِبْنَا We were struck	ضَرَبْنَا We struck

M=Masculine

F=Feminine

S=Singular

D=Dual

P=Plural

APPENDIX B

THE PRESENT TENSE: VERB FORM I (TYPE B)

NEGATION PASSIVE VOICE	NEGATION ACTIVE VOICE	PASSIVE VOICE	ACTIVE VOICE
لا يُضْرَبُ He/It (S/M) is not being struck	لا يَضْرِبُ He/It (S/M) does not strike	يُضْرَبُ He/It (S/M) is being struck	يَضْرِبُ He/It (S/M) strikes
لا يُضْرَبَانِ They (D/M) are not being struck	لا يَضْرِبَانِ They (D/M) do not strike	يُضْرَبَانِ They (D/M) are being struck	يَضْرِبَانِ They (D/M) strike
لا يُضْرَبُونَ They (P/M) are not being struck	لا يَضْرِبُونَ They (P/M) do not strike	يُضْرَبُونَ They (P/M) are being struck	يَضْرِبُونَ They (P/M) strike
لا تُضْرَبُ She/It (S/F) is not being struck	لا تَضْرِبُ She/It (S/F) does not strike	تُضْرَبُ She/It (S/F) is being struck	تَضْرِبُ She/It (S/F) strikes
لا تُضْرَبَانِ They (D/F) are not being struck	لا تَضْرِبَانِ They (D/F) do not strike	تُضْرَبَانِ They (D/F) are being struck	تَضْرِبَانِ They (D/F) strike
لا يُضْرَبْنَ They (D/F) are not being struck	لا يَضْرِبْنَ They (P/F) do not strike	يُضْرَبْنَ They (D/P) are being struck	يَضْرِبْنَ They (P/F) strike
لا تُضْرَبُ You (S/M) are not being struck	لا تَضْرِبُ You (S/M) do not strike	تُضْرَبُ You (S/M) are being struck	تَضْرِبُ You (S/M) strike
لا تُضْرَبَانِ You (D/M) are not being struck	لا تَضْرِبَانِ You (D/M) do not strike	تُضْرَبَانِ You (D/M) are being struck	تَضْرِبَانِ You (D/M) strike
لا تُضْرَبُونَ You (P/M) are not being struck	لا تَضْرِبُونَ You (P/M) do not strike	تُضْرَبُونَ You (P/M) are being struck	تَضْرِبُونَ You (P/M) strike
لا تُضْرَبِينَ You (S/F) are not being struck	لا تَضْرِبِينَ You (S/F) do not strike	تُضْرَبِينَ You (S/F) are being struck	تَضْرِبِينَ You (S/F) strike
لا تُضْرَبَانِ You (D/F) are not being struck	لا تَضْرِبَانِ You (D/F) do not strike	تُضْرَبَانِ You (D/F) are being struck	تَضْرِبَانِ You (D/F) strike
لا تُضْرَبْنَ You (D/F) are not being struck	لا تَضْرِبْنَ You (P/F) do not strike	تُضْرَبْنَ You (D/F) are being struck	تَضْرِبْنَ You (P/F) strike
لا أُضْرَبُ I am not being struck	لا أُضْرِبُ I do not strike	أُضْرَبُ I am being struck	أُضْرِبُ I strike
لا نُضْرَبُ We are not being struck	لا نَضْرِبُ We do not strike	نُضْرَبُ We are being struck	نَضْرِبُ We strike

M=Masculine

F=Feminine

S=Singular

D=Dual

P=Plural

APPENDIX C

THE PRESENT TENSE IN NASB AND JAZM: VERB FORM I (TYPE B)

PASSIVE VOICE <i>JAZM</i>	ACTIVE VOICE <i>JAZM</i>	PASSIVE VOICE <i>NASB</i>	ACTIVE VOICE <i>NASB</i>
لَمْ يُضْرَبْ He/It (S/M) was not struck	لَمْ يَضْرِبْ He/It (S/M) did not strike	لَنْ يُضْرَبَ He/It (S/M) will never be struck	لَنْ يَضْرِبَ He/It (S/M) will never strike
لَمْ يُضْرَبَا They (D/M) were not struck	لَمْ يَضْرِبَا They (D/M) did not strike	لَنْ يُضْرَبَا They (D/M) will never be struck	لَنْ يَضْرِبَا They (D/M) will never strike
لَمْ يُضْرَبُوا They (P/M) were not struck	لَمْ يَضْرِبُوا They (P/M) did not strike	لَنْ يُضْرَبُوا They (P/M) will never be struck	لَنْ يَضْرِبُوا They (P/M) will never strike
لَمْ تُضْرَبْ She/It (S/F) was not struck	لَمْ تَضْرِبْ She/It (S/F) did not strike	لَنْ تُضْرَبَ She/It (S/F) will never be struck	لَنْ تَضْرِبَ She/It (S/F) will never strike
لَمْ تُضْرَبَا They (D/F) were not struck	لَمْ تَضْرِبَا They (D/F) did not strike	لَنْ تُضْرَبَا They (D/F) will never be struck	لَنْ تَضْرِبَا They (D/F) will never strike
لَمْ يُضْرَبْنَ They (P/F) were not struck	لَمْ يَضْرِبْنَ They (P/F) did not strike	لَنْ يُضْرَبْنَ They (P/F) will never be struck	لَنْ يَضْرِبْنَ They (P/F) will never strike
لَمْ تُضْرَبْ You (S/M) were not struck	لَمْ تَضْرِبْ You (S/M) did not strike	لَنْ تُضْرَبَ You (S/M) will never be struck	لَنْ تَضْرِبَ You (S/M) will never strike
لَمْ تُضْرَبَا You (D/M) were not struck	لَمْ تَضْرِبَا You (D/M) did not strike	لَنْ تُضْرَبَا You (D/M) will never be struck	لَنْ تَضْرِبَا You (D/M) will never strike
لَمْ تُضْرَبُوا You (P/M) were not struck	لَمْ تَضْرِبُوا You (P/M) did not strike	لَنْ تُضْرَبُوا You (P/M) will never be struck	لَنْ تَضْرِبُوا You (P/M) will never strike
لَمْ تُضْرَبِي You (S/F) were not struck	لَمْ تَضْرِبِي You (S/F) did not strike	لَنْ تُضْرَبِي You (S/F) will never be struck	لَنْ تَضْرِبِي You (S/F) will never strike
لَمْ تُضْرَبَا You (D/F) were not struck	لَمْ تَضْرِبَا You (D/F) did not strike	لَنْ تُضْرَبَا You (D/F) will never be struck	لَنْ تَضْرِبَا You (D/F) will never strike
لَمْ تُضْرَبْنَ You (P/F) were not struck	لَمْ تَضْرِبْنَ You (P/F) did not strike	لَنْ تُضْرَبْنَ You (P/F) will never be struck	لَنْ تَضْرِبْنَ You (P/F) will never strike
لَمْ أُضْرَبْ I was not struck	لَمْ أَضْرِبْ I did not strike	لَنْ أُضْرَبَ I will never be struck	لَنْ أَضْرِبَ I will never strike
لَمْ نُضْرَبْ We were not struck	لَمْ نَضْرِبْ We did not strike	لَنْ نُضْرَبَ We will never be struck	لَنْ نَضْرِبَ We will never strike

APPENDIX D

THE EMPHATIC: VERB FORM I (TYPE B)

PASSIVE VOICE	ACTIVE VOICE
كُضِرَ ۞ Verily he/it (S/M) will be struck!	يَضْرِبُ ۞ Verily he/it (S/M) will strike!
كُضِرَ بَانَ ۞ Verily they (D/M) will be struck!	يَضْرِبَانِ ۞ Verily they (D/M) will strike!
كُضِرْنَ ۞ Verily they (P/M) will be struck!	يَضْرِبْنَ ۞ Verily they (P/M) will strike!
لَتُضْرَبَنَّ ۞ Verily she/it (S/F) will be struck!	لَتَضْرِبَنَّ ۞ Verily she/it (S/F) will strike!
لَتُضْرَبَنَّ بَانَ ۞ Verily they (D/F) will be struck!	لَتَضْرَبَنَّ بَانَ ۞ Verily they (D/F) will strike!
لَيُضْرَبَنَّ ۞ Verily they (P/F) will be struck!	لَيَضْرَبَنَّ ۞ Verily they (P/F) will strike!
لَتُضْرَبَنَّ ۞ Verily you (S/M) will be struck!	لَتَضْرَبَنَّ ۞ Verily you (S/M) will strike!
لَتُضْرَبَنَّ بَانَ ۞ Verily you (D/M) will be struck!	لَتَضْرَبَنَّ بَانَ ۞ Verily you (D/M) will strike!
لَتُضْرَبَنَّ ۞ Verily you (P/M) will be struck!	لَتَضْرَبَنَّ ۞ Verily you (P/M) will strike!
لَتُضْرَبَنَّ ۞ Verily you (S/F) will be struck!	لَتَضْرَبَنَّ ۞ Verily you (S/F) will strike!
لَتُضْرَبَنَّ بَانَ ۞ Verily you (D/F) will be struck!	لَتَضْرَبَنَّ بَانَ ۞ Verily you (D/F) will strike!
لَتُضْرَبَنَّ بَانَ ۞ Verily you (P/F) will be struck!	لَتَضْرَبَنَّ بَانَ ۞ Verily you (P/F) will strike!
لَأُضْرَبَنَّ ۞ Verily I will be struck!	لَأُضْرِبَنَّ ۞ Verily I will strike!
لَنُضْرَبَنَّ ۞ Verily we will be struck!	لَنُضْرِبَنَّ ۞ Verily we will strike!

M=Masculine

F=Feminine

S=Singular

D=Dual

P=Plural

APPENDIX E

THE COMMAND: VERB FORM I (TYPE B)

PASSIVE VOICE <i>EMPHATIC</i>	ACTIVE VOICE <i>EMPHATIC</i>	PASSIVE VOICE	ACTIVE VOICE
لِيُضْرَبَنَّ Verily he/it (S/M) must be struck!	لِيَضْرِبَنَّ Verily he/it (S/M) must strike!	يُضْرَبُ He/It (S/M) must be struck!	يَضْرِبُ He/It (S/M) must strike!
لِيُضْرَبَانَّ Verily they (D/M) must be struck!	لِيَضْرِبَانَّ Verily they (D/M) must strike!	يُضْرَبَانَّ They (D/M) must be struck!	يَضْرِبَانَّ They (D/M) must strike!
لِيُضْرَبْنَ Verily they (P/M) must be struck!	لِيَضْرِبْنَ Verily they (P/M) must strike!	يُضْرَبُوا They (P/M) must be struck!	يَضْرِبُوا They (P/M) must strike!
لَتُضْرَبَنَّ Verily she/it (S/F) must be struck!	لَتَضْرِبَنَّ Verily she/it (S/F) must strike!	تُضْرَبُ She/It (S/F) must be struck!	تَضْرِبُ She/It (S/F) must strike!
لَتُضْرَبَانَّ Verily they (D/F) must be struck!	لَتَضْرِبَانَّ Verily they (D/F) must strike!	تُضْرَبَانَّ They (D/F) must be struck!	تَضْرِبَانَّ They (D/F) must strike!
لِيُضْرَبَنَّهُنَّ Verily they (P/F) must be struck!	لِيَضْرِبَنَّهُنَّ Verily they (P/F) must strike!	يُضْرَبْنَ They (P/F) must be struck!	يَضْرِبْنَ They (P/F) must strike!
لَتُضْرَبَنَّ Verily [You] be struck (S/M)!	اَضْرِبَنَّ Verily [You] strike! (S/M)	تُضْرَبُ [You] Be struck! (S/M)	اَضْرِبُ [You] Strike! (S/M)
لَتُضْرَبَانَّ Verily [You] be struck (D/M)!	اَضْرِبَانَّ Verily [You] strike! (D/M)	تُضْرَبَانَّ [You] Be struck! (D/M)	اَضْرِبَانَّ [You] Strike! (D/M)!
لَتُضْرَبْنَ Verily [You] be struck (P/M)!	اَضْرِبْنَ Verily [You] strike! (P/M)	تُضْرَبُوا [You] Be struck! (P/M)	اَضْرِبُوا [You] Strike! (P/M)
لَتُضْرَبَنَّ Verily [You] be struck (S/F)!	اَضْرِبَنَّ Verily [You] strike! (S/F)	تُضْرَبِي [You] Be struck! (S/F)	اَضْرِبِي [You] Strike! (S/F)
لَتُضْرَبَانَّ Verily [You] be struck (D/F)!	اَضْرِبَانَّ Verily [You] strike! (D/F)	تُضْرَبَانَّ [You] Be struck! (D/F)	اَضْرِبَانَّ [You] Strike! (D/F)
لَتُضْرَبَنَّهُنَّ Verily [You] be struck (P/F)!	اَضْرِبَنَّهُنَّ Verily [You] strike! (P/F)	تُضْرَبْنَ [You] Be struck! (P/F)	اَضْرِبْنَ [You] Strike! (P/F)
لَأُضْرَبَنَّ Verily I must be struck!	لَأُضْرِبَنَّ Verily I must strike!	لَأُضْرَبُ I must be struck!	لَأُضْرِبُ I must strike!
لِنُضْرَبَنَّ Verily we must be struck!	لِنُضْرِبَنَّ Verily we must strike!	نُضْرَبُ We must be struck!	نُضْرِبُ We must strike!

APPENDIX F

THE PROHIBITION: VERB FORM I (TYPE B)

PASSIVE VOICE EMPHATIC	ACTIVE VOICE EMPHATIC	PASSIVE VOICE	ACTIVE VOICE
لا يُضْرَبَنَّ Verily he/it (S/M) must not be struck!	لا يَضْرِبَنَّ Verily he/it (S/M) must not strike!	لا يُضْرَبُ He/It (S/M) must not be struck!	لا يَضْرِبُ He/It (S/M) must not strike!
لا يُضْرَبَانَّ Verily they (D/M) must not be struck!	لا يَضْرِبَانَّ Verily they (D/M) must not strike!	لا يُضْرَبَا They (D/M) must not be struck!	لا يَضْرِبَا They (D/M) must not strike!
لا يُضْرَبْنَ Verily they (P/M) must not be struck!	لا يَضْرِبْنَ Verily they (P/M) must not strike!	لا يُضْرَبُوا They (P/M) must not be struck!	لا يَضْرِبُوا They (P/M) must not strike!
لا تُضْرَبَنَّ Verily she/it (S/F) must not be struck!	لا تَضْرِبَنَّ Verily she/it (S/F) must not strike!	لا تُضْرَبُ She/It (S/F) must not be struck!	لا تَضْرِبُ She/It (S/F) must not strike!
لا تُضْرَبَانَّ Verily they (D/F) must not be struck!	لا تَضْرِبَانَّ Verily they (D/F) must not strike!	لا تُضْرَبَا They (D/F) must not be struck!	لا تَضْرِبَا They (D/F) must not strike!
لا يُضْرَبَنَّ Verily they (P/F) must not be struck!	لا يَضْرِبَنَّ Verily they (P/F) must not strike!	لا يُضْرَبْنَ They (P/F) must not be struck!	لا يَضْرِبْنَ They (P/F) must not strike!
لا تُضْرَبَنَّ Verily don't [you] be struck! (S/M)	لا تَضْرِبَنَّ Verily don't [you] strike! (S/M)	لا تُضْرَبُ Don't [you] be struck! (S/M)	لا تَضْرِبُ Don't [you] strike! (S/M)
لا تُضْرَبَانَّ Verily don't [you] be struck! (D/M)	لا تَضْرِبَانَّ Verily don't [you] strike! (D/M)	لا تُضْرَبَا Don't [you] be struck! (D/M)	لا تَضْرِبَا Don't [you] strike! (D/M)
لا تُضْرَبْنَ Verily don't [you] be struck! (P/M)	لا تَضْرِبْنَ Verily don't [you] strike! (P/M)	لا تُضْرَبُوا Don't [you] be struck! (P/M)	لا تَضْرِبُوا Don't [you] strike! (P/M)
لا تُضْرَبَنَّ Verily don't [you] be struck! (S/F)	لا تَضْرِبَنَّ Verily don't [you] strike! (S/F)	لا تُضْرَبِي Don't [you] be struck! (S/F)	لا تَضْرِبِي Don't [you] strike! (S/F)
لا تُضْرَبَانَّ Verily don't [you] be struck! (D/F)	لا تَضْرِبَانَّ Verily don't [you] strike! (D/F)	لا تُضْرَبَا Don't [you] be struck! (D/F)	لا تَضْرِبَا Don't [you] strike! (D/F)
لا تُضْرَبَنَّ Verily don't [you] be struck! (P/F)	لا تَضْرِبَنَّ Verily don't [you] strike! (P/F)	لا تُضْرَبْنَ Don't [you] be struck! (P/F)	لا تَضْرِبْنَ Don't [you] strike! (P/F)
لا أُضْرَبَنَّ Verily I must not be struck!	لا أُضْرِبَنَّ Verily I must not strike!	لا أُضْرَبُ I must not be struck!	لا أُضْرِبُ I must not strike!
لا نُضْرَبَنَّ Verily we must not be struck!	لا نَضْرِبَنَّ Verily we must not strike!	لا نُضْرَبُ We must not be struck!	لا نَضْرِبُ We must not strike!

APPENDIX G

THE ACTIVE PARTICIPLE (اسم الفاعل): VERB FORM I (TYPE B)

FEMININE			MASCULINE			
SOUND PLURAL	DUAL	SINGLE	SOUND PLURAL	DUAL	SINGLE	
ضَارِبَاتٌ females who strike	ضَارِبَتَانِ two females who strike	ضَارِبَةٌ a female who strikes	ضَارِبُونَ males who strike	ضَارِبَانِ two males who strike	ضَارِبٌ a male who strikes	رَفَعٌ
ضَارِبَاتٍ females who strike	ضَارِبَتَيْنِ two females who strike	ضَارِبَةٍ a female who strikes	ضَارِبِينَ males who strike	ضَارِبَيْنِ two males who strike	ضَارِبًا a male who strikes	نَصَبٌ
ضَارِبَاتٍ females who strike	ضَارِبَتَيْنِ two females who strike	ضَارِبَةٍ a female who strikes	ضَارِبِينَ males who strike	ضَارِبَيْنِ two males who strike	ضَارِبٍ a male who strikes	جَرٌّ

APPENDIX H

THE PASSIVE PARTICIPLE (اسم المفعول): VERB FORM I (TYPE B)

FEMININE			MASCULINE			
SOUND PLURAL	DUAL	SINGLE	SOUND PLURAL	DUAL	SINGLE	
مَضْرُوبَاتٌ those which are struck	مَضْرُوبَتَانِ those two which are struck	مَضْرُوبَةٌ that which is struck	مَضْرُوبُونَ those which are struck	مَضْرُوبَانِ those two which are struck	مَضْرُوبٌ that which is struck	رَفَعٌ
مَضْرُوبَاتٍ those which are struck	مَضْرُوبَتَيْنِ those two which are struck	مَضْرُوبَةٍ that which is struck	مَضْرُوبِينَ those which are struck	مَضْرُوبَيْنِ those two which are struck	مَضْرُوبًا that which is struck	نَصَبٌ
مَضْرُوبَاتٍ those which are struck	مَضْرُوبَتَيْنِ those two which are struck	مَضْرُوبَةٍ that which is struck	مَضْرُوبِينَ those which are struck	مَضْرُوبَيْنِ those two which are struck	مَضْرُوبٍ that which is struck	جَرٌّ

APPENDIX I

THE NOUN OF TIME AND PLACE³⁹ (اسم الظرف): VERB FORM I (TYPE B)

MASCULINE			
BROKEN PLURAL	DUAL	SINGULAR	
مَضَارِبٌ places <i>or</i> times of striking	مَضْرِبَانِ two places <i>or</i> times of striking	مَضْرِبٌ a place <i>or</i> time of striking (e.g., a battlefield)	رَفْعٌ
مَضَارِبَ places <i>or</i> times of striking	مَضْرِبَيْنِ two places <i>or</i> times of striking	مَضْرِبًا a place <i>or</i> time of striking	نَصْبٌ
مَضَارِبٍ places <i>or</i> times of striking	مَضْرِبَيْنِ two places <i>or</i> times of striking	مَضْرِبٍ a place <i>or</i> time of striking	جَرٌّ

³⁹ The base letters ب-ر-ض use the pattern مَفْعِلٌ to form the *noun of place and time*.

APPENDIX J

THE NOUN OF USAGE (اسم الآلة): VERB FORM I (TYPE B)

PATTERN A (SHORT)

MASCULINE			
BROKEN PLURAL	DUAL	SINGULAR	
مَضَارِبُ tools of striking	مِضْرَبَانِ two tools of striking	مِضْرَبٌ a tool of striking (e.g., a hammer)	رَفْعٌ
مَضَارِبَ tools of striking	مِضْرَبَيْنِ two tools of striking	مِضْرَبًا a tool of striking	نَصْبٌ
مَضَارِبِ tools of striking	مِضْرَبَيْنِ two tools of striking	مِضْرَبٍ a tool of striking	جَرٌّ

PATTERN B (MEDIUM)

MASCULINE			
BROKEN PLURAL	DUAL	SINGULAR	
مَضَارِبُ tools of striking	مِضْرَبَتَانِ two tools of striking	مِضْرَبَةٌ a tool of striking (e.g., a hammer)	رَفْعٌ
مَضَارِبَ tools of striking	مِضْرَبَتَيْنِ two tools of striking	مِضْرَبَةً a tool of striking	نَصْبٌ
مَضَارِبِ tools of striking	مِضْرَبَتَيْنِ two tools of striking	مِضْرَبَةٍ a tool of striking	جَرٌّ

PATTERN C (LONG)

MASCULINE			
BROKEN PLURAL	DUAL	SINGULAR	
مَضَارِيبُ tools of striking	مِضْرَابَانِ two tools of striking	مِضْرَابٌ a tool of striking (e.g., a hammer)	رَفْعٌ
مَضَارِيبَ tools of striking	مِضْرَابَيْنِ two tools of striking	مِضْرَابًا a tool of striking	نَصْبٌ
مَضَارِيبِ tools of striking	مِضْرَابَيْنِ two tools of striking	مِضْرَابٍ a tool of striking	جَرٌّ

APPENDIX K

THE MASCULINE SUPERLATIVE NOUN (اسم التفضيل): VERB FORM I⁴⁰

MASCULINE				
BROKEN PLURAL	SOUND PLURAL	DUAL	SINGULAR	
أَكْبَرُ those who are older/greater	أَكْبُرُونَ those who are older/greater	أَكْبَرَانِ two who are older/greater	أَكْبَرٌ one who is older/greater ⁴¹	رَفْع
أَكْبَرِ those who are older/greater	أَكْبَرِينَ those who are older/greater	أَكْبَرَيْنِ two who are older/greater	أَكْبَرٍ one who is older/greater	نَصْب
أَكْبَرٍ those who are older/greater	أَكْبَرِينَ those who are older/greater	أَكْبَرَيْنِ two who are older/greater	أَكْبَرٍ one who is older/greater	جَرّ

APPENDIX L

THE FEMININE SUPERLATIVE NOUN (اسم التفضيل): VERB FORM I (TYPE B)

FEMININE				
BROKEN PLURAL	SOUND PLURAL	DUAL	SINGULAR	
كُبُرٌ those who are older/greater	كُبُرِيَّاتٌ those who are older/greater	كُبُرَيَانِ two who are older/greater	كُبْرَى one who is older/greater ⁴²	رَفْع
كُبْرًا those who are older/greater	كُبُرِيَّاتٍ those who are older/greater	كُبُرَيْنِ two who are older/greater	كُبْرَى one who is older/greater	نَصْب
كُبْرٍ those who are older/greater	كُبُرِيَّاتٍ those who are older/greater	كُبُرَيْنِ two who are older/greater	كُبْرَى one who is older/greater	جَرّ

⁴⁰ The base letters ك-ب-ر (*to be big*) are used here to better illustrate the translations of the *superlative noun*.

⁴¹ Each of these conjugations may also be translated in the superlative, e.g., one who is eldest/greatest.

⁴² *Ibid.*